

WET-DRY VACUUMS

8530LPN

- Double filtration system
- Tank water drain
- Power cord wrap for 12 ft. power cord
- Comes complete with 6 ft. x 1-1/4" hose, 2 pc. plastic extension wand, 30L dust bag, cartridge filter, foam filter, reusable filter, 10" floor sweep and crevice tool

\$85.99

4 PEAK HP 8 30 LITERS GALLON US

8540LST

- Double filtration system
- Tank water drain
- Power cord wrap for 12 ft. power cord
- Comes complete with 6 ft. x 1-1/4" hose, 2 pc. extension wand, 40L dust bag, cartridge filter, foam filter, reusable filter, 10" floor sweep and crevice tool

\$149.99

5 PEAK HP 10 40 LITERS GALLON US

HEPA CARTRIDGE FILTERS

KVAC-1145
Fits: 8520LP, 8530LP
8531LP-B, 8540LST

\$35.

KVAC-1150
Fits: 8560LST

\$35.

8560LST

- Double filtration system
- Tank water drain
- 18 ft. power cord with convenient power cord wrap posts
- Comes complete with 8 ft. x 2-1/2" flex hose, 2 pc. 2-1/2" extension wand, contoured handle with air control, cartridge filter, foam filter, 14" floor sweep with squeegee insert, gulper tool, crevice tool and hanging accessory storage bag

\$259.99

6.5 PEAK HP 16 60 LITERS GALLON US

VARIABLE SPEED DRYWALL SANDER

KC-8379

- LED light illuminates the work
- Telescopic extension: 45" to 65"
- Comes with 6 hoop & loop sanding papers (2 x 80, 120, 180 Grit), extension tube, dust hose, 2 vacuum adaptors (1-1/4" & 1-3/8") and adjustment hex. key

\$299.99

8 GALLON TOOL TRIGGERED WET-DRY VACUUM WITH HEPA FILTER

KC-8590TTV

- 10 Amp. motor
- Maximum rating of connected power tool: 7.5 Amp.

\$399.99

30 PC VARIABLE SPEED OSCILLATING MULTI-TOOL KIT & ACCESSORIES

- Each kit includes a sanding back-up pad with hook and loop backing, 24 sanding papers (60, 80 and 120 grit) with hook and loop backing, 35mm Tru-cut narrow offset saw blade, 52mm rigid offset scraper blade, hex. key, and sturdy carrying case



8349QR

\$55.99

Tru-Cut carbide pro plunge saw blade
KW-4823
\$12.99

Electrical Box Cutter
KW-4825
\$19.99

\$12.99	\$13.99	\$17.99	\$17.99	\$17.99	\$17.99
\$6.99	\$6.99	\$6.99	\$6.99	\$6.99	\$6.99
\$6.99	\$11.99	\$6.99	\$11.99	\$11.99	

LED DUAL-HEAD WORK LIGHTS



Emits 7200 lumens

KC-3602LED-ST
\$199.99



Emits 4800 lumens

KC-2402LED-ST
\$129.99

LED WORK LIGHTS

Cordless
20W Work light emits 2200 lumens

\$69.99

KC-2202LED-C
Comes with magnetic base

Cordless
10W Work light emits 1200 lumens

\$49.99

KC-1202LED-C

10W Work light emits 1200 lumens

\$29.99

KC-1201LED

20W Work light emits 2400 lumens

\$49.99

KC-2401LED

30W Work light emits 3600 lumens

\$84.99

KC-3601LED

50 FT. 5 LED STRING LIGHT

5,000 Lumens

K-5016-5LED

- Temporary string lighting with 5 high intensity LED lights in 10 feet increments
- 50 foot 16 AWG /3 conductor grounded SJT power cord
- 75 linear feet of coverage at 10 feet in height
- Waterproof to IP44 standards



\$99.99

DRYWALL & PANEL LIFT

KDL-11

- Hangs drywall in sizes up to 4 ft. x 16 ft. on any ceiling or wall up to 11 ft. high
- Tripod foot brake keeps drywall lift in position during use
- Easy to assemble and disassemble, can be placed in car trunk

\$189.99



PORTABLE VARIABLE SPEED METAL CUTTING BANDSAW

KC-8377

- Variable speed dial for 0-420 SFPM
- Cutting capacity of 5" x 5"
- Blade tension lever for quick adjustments
- Comes with standard 44-7/8" x 1/2" x 0.025" 14 TPI metal cutting blade



\$199.99

Optional

Miter Stand turns this Bandsaw into a Cut-off

SS-8377



\$79.99

H.S.S. BLADES

Model	Length	Width	TPI	Thickness	Price
KBB-8376-BM-1014	44 7/8"	1 1/2"	10-14	.020"	\$19.99
KBB-8376-BM-1418	44 7/8"	1"	14-18	.020"	\$19.99

1/2" DRILLING & MIXING KIT

KC-8316

- 0 - 600 RPM - 9 Amp. motor
- Variable speed trigger with lock-on button
- Double gear reduction for added torque
- Rear D-handle rotates 360°
- Comes with 1/2" chuck, 3 galvanized mixing paddles (10mm hex. shank), wrench and sturdy carrying case



\$129.99

BISCUIT JOINER KIT

KC-8306

- Motor: 7 Amp. 10,800 RPM
- Robust fence with 0 to 90° and 90° to 135° tilt adjustments with positive stops at 45° & 90°
- 45° location notch allows indexing off the outside of a mitered joint
- Kit includes biscuit joiner with 4" carbide tipped blade, dust bag, hex. key and plastic carrying case



\$129.99

ALL WEATHER HEAVY-DUTY SINGLE-TAP EXTENSION CORDS

Model	Length	AWG	Color	\$
K-2512-1T-YE	25'	12/3	YELLOW	27.99
K-2512-1T-RD	25'	12/3	RED	27.99
K-2512-1T-OR	25'	12/3	ORANGE	27.99
• 15A 125V, 1675W For indoor and outdoor use • Ultra flexible / High visibility colors / Lighted ends				
K-5012-1T-YE	50'	12/3	YELLOW	49.99
K-5012-1T-RD	50'	12/3	RED	49.99
K-5012-1T-OR	50'	12/3	ORANGE	49.99
K-5012-1T-GN	50'	12/3	GREEN	49.99
2" TRIPLE-TAP EXTENSION CORD				
K-212-3T-RD	2'	12/3	RED	9.99



WOOD LATHES & ACCESSORIES

8" x 13" VARIABLE SPEED WOOD LATHE

KWL-813VS

- All precision-machined cast-iron bedway, headstock and tailstock construction
- 8" inboard swing for bowl turning
- Complete with 4-1/4" and 7" tool rests with 1/2" post diameter, 5-3/4" faceplate, MT#1 live center, MT#1 spur center, steel knock-out bar, adjustment keys and hex. keys

\$259.99



High performance 1/3 HP
(300 Watt) DC motor

Variable speed range of 750 to 3200 RPM

10" x 16" WOOD LATHE

KWL-1016C

- All precision-machined cast-iron bedway
- 6 speeds (480, 1270, 1960, 2730, 3327, 4023) RPM
- Complete with MT#2 live center, MT#2 spur center, 3" faceplate, steel knock-out bar, hex. keys and safety glasses

\$429.99



OPTIONAL BED EXTENSION

EXT-1016

Increases the spindle turning capacity to 38"



\$109.99

12" x 18" VARIABLE SPEED WOOD LATHE

KWL-1218VS

- Reliable single board computer microprocessor for precise control
- Comes complete with 3" faceplate, 6" & 12" tool rests with 5/8" post diameter, MT#2 spur centre and MT#2 heavy-duty live centre, safety goggles, knock-out rod, tool storage rack, screwdriver and 4 hex. keys

\$625.



Variable speed from
450 - 3,800 RPM

1 HP high performance DC motor

FORWARD & REVERSE FUNCTION

OPTIONAL BED EXTENSION

EXT-1218VS

Bed extension increases the spindle turning capacity to 44"



\$109.99



16" x 43" WOOD LATHE WITH ELECTRONIC VARIABLE SPEED

KWL-1643ABC

- Powerful 2 HP, 220V, 3 phase motor with 110V, single phase input power converter
- Electronic inverter controls the variable speed range from 45 - 3,750 RPM
- Headstock swivels 360° with positive stops at 45°
- 36 x 10° indexing positions
- Comes complete with 6" face plate, 14" tool rest with offset and base, MT#2 headstock spur and tailstock live centres, knock out bar and adjustment wrenches

\$2999.

NOVA G3 WOOD LATHE CHUCK ANNIVERSARY BUNDLE

nova G3 ANNIVERSARY BUNDLE

48260

- 3-3/8" 4 jaw chuck
- 1" x 8 TPI
- 20, 50 & 100mm and Mini Cole jaw sets
- No chuck insert required

Fits: KWL-1016C, KWL-1218VS, KWL-1443VS



\$239.99

G3 REVERSIBLE CHUCK KIT (3-1/2")

nova G3 ANNIVERSARY BUNDLE

48232C

Direct Threaded 1" x 8 TPI RH/LH.

- KIT INCLUDES:**
G3 Reversible Chuck, 50mm/2" Jaws, T-bar chuck key, Woodworm screw and fastenings



\$149.99


G3 PEN TURNING CHUCK BUNDLE KIT (3-1/2")

nova G3 ANNIVERSARY BUNDLE

48265C

Direct Threaded 1" x 8 TPI RH/LH.

- KITS INCLUDES:**
G3 Reversible Chuck, 50mm/2" Jaws, Pen Plus Jaws, Mandrel Saver, T-bar chuck key, Woodworm screw and fastenings



\$199.99

4 JAW / 4" WOOD LATHE CHUCK

KW-100

Fits models: KWL-1016C, KWL-1218VS & KWL-1443VS
1" x 8 FPP



\$129.99

1-1/4" x 8 TPI WOOD LATHE CHUCK ADAPTOR

KW-200

Adapts to 1" x 8 TPI wood lathe chuck
Fits model KWL-1643ABC



\$29.99

8 PC. WOOD LATHE CHISEL SET

KPRO-08


- Long 10" hard wood handles
- Comes in a wood box



\$69.99

WOOD LATHE SAFETY GUARD

KWL-160G



\$299.

UNIVERSAL STAND & EXTENSION FOR WOOD LATHES

SS-EXT-101

- Leveling feet for stability on uneven floors
- Made of sturdy tubular steel
- Adjustable upper supports with 1" increments
- **Optional stand extension** (mod. SS-EXT-101) provides support for wood lathes fitted with bed extensions

Extension only Fits:
KWL-1016C, KWL-1218VS



\$89.99

SS-KWL-100 & SS-EXT-101 shown here with KWL-1218VS and EXT-1218VS installed.

SS-KWL-100

- Leveling feet for stability on uneven floors
- Made of sturdy tubular steel
- Adjustable upper supports with 1" increments

Stand only Fits:
KWL-1016C, KWL-1218VS



SS-KWL-100 shown here with KWL-1016C installed.

\$169.99

JOINTERS

6" JOINTER

KC-61FX

- Handwheel actuated infeed table for quick easy height adjustment
- Includes 2 safety push blocks
- 6 3/4" x 46" table size
- 29" x 5" fence size



Built-in 4" dust chute

\$849.

6" JOINTER WITH SPIRAL CUTTERHEAD

KC-65FX

- Handwheel actuated infeed table for quick easy height adjustment
- Includes 2 safety push blocks
- A spiral cutterhead makes 50% less noise



Built-in 4" dust chute

Powerful 1 HP motor

4 Row spiral cutterhead with 26 replaceable cutter inserts

\$1199.

6" PARALLELOGRAM JOINTER

KC-70FX

- 6" x 55 1/2" table size
- 36" x 5" fence size

2 HP (110V)



Built-in 4" dust chute

\$999.

6" PARALLELOGRAM JOINTER WITH SPIRAL CUTTERHEAD

KC-75FX

- Easy set-up (Carbide cutter inserts)
- Parallelogram table adjustment system
- A spiral cutterhead makes 50% less noise



Built-in 4" dust chute

4 Row spiral cutterhead with 32 replaceable cutter inserts

\$1599.

8" PARALLELOGRAM JOINTER

KC-80FX

- 8" x 76 1/2" table size
- 36" x 5" fence size
- Positive stops at 45° & 90°

2 HP (220V)



Built-in 4" dust chute

\$1599.

8" PARALLELOGRAM JOINTER WITH SPIRAL CUTTERHEAD

KC-85FX

- Easy set-up (Carbide cutter inserts)
- Parallelogram table adjustment system
- A spiral cutterhead makes 50% less noise



Built-in 4" dust chute

4 Row spiral cutterhead with 36 replaceable cutter inserts

\$2099.

12" PARALLELOGRAM JOINTER

KC-120FX (220V, 1 phase, 60Hz)

- 84" x 13" table size
- 36" x 5" fence size
- Positive stops at 45° & 90°



Built-in 5" dust chute

\$3499.

12" PARALLELOGRAM JOINTER WITH SPIRAL CUTTERHEAD

KC-125FX (220V, 1 phase, 60Hz)

- 84" x 13" table size
- 36" x 5" fence size
- Positive stops at 45° & 90°

3 HP (220V) / (550V)

4 Row spiral cutterhead with 52 replaceable cutter inserts

3999.

8" INDUSTRIAL JOINTER

KC-203C

- Powerful 2 HP motor
- 9" x 73" table size
- 35" x 5" fence size
- Adjustable fence stops at 45° & 90°
- Built-in 4" dust chute



\$1349.

H.S.S. & CARBIDE JOINTERS KNIVES

Model	Blade Material	Size	Unit/Kits	Price
KKC-6	H.S.S.	6"	3	\$39.99
KKC-8	H.S.S.	8"	3	\$49.99
KKC-120	H.S.S.	12"	3	\$79.99
KKC-6-CB	Carbide	6"	3	\$179.99
KKC-8-CB	Carbide	8"	3	\$229.99

EXTENDABLE UNIVERSAL MOBILE BASE

KMB-1250



\$59.99

4 500 lbs. Max.

INDUSTRIAL MOBILE BASE

KMB-1290



\$99.99

900 lbs. Max.

MAGNETIC & MICRO ADJUSTABLE KNIFE JIG ALIGNMENT KIT

KKC-50



\$79.99

KNIFE JIG ALIGNMENT KIT

KKC-60



For Jointers

\$39.99

12" INDUSTRIAL JOINTER/PLANER WITH SPIRAL CUTTERHEAD COMBO

KC-12HJPC

- Powerful 3 HP motor
- A spiral cutterhead makes 50% less noise
- Magnetic safety switch
- Large 43" x 6" aluminum extruded fence pivots 0-45°
- Comes with 2 push blocks, set of 5 replacement cutter inserts, 2 T25 Torx screwdrivers and adjustment hex. keys

5 Row spiral cutterhead with 60 replaceable cutter inserts



Shown here in planer mode

4" dust chutes



\$3799.

PLANERS

13" PLANER WITH HELICAL CUTTERHEAD

KC-13HPC

- Powerful 15 Amp. motor with thermal overload protection
- Pre-set depth stops for repeat cuts at 1/8", 1/4", 1/2", 3/4", 1", 1-1/4", 1-1/2" and 1-3/4"

Helical cutterhead with 26 cutter inserts

\$699.99



Replacement Helical cutter insert kit (10 pcs) **\$79.99**

KW-204

Fits: KC-6HJC, KC-8HJC & KC-13HPC



15" PLANER

KC-382CFX

- 3 HP motor
- 6" max planing thickness
- 2 speed autofeed
- Includes cabinet stand, planing knife, setting gauge and 4" dust collector outlet



\$1699.

FOLDING ROLLER STAND KRS-102

- Stand height is adjustable from 27" to 44"
- 11-3/4" Roller width
- Folds flat for storage



\$24.99

3 in 1 FOLDING ROLLER STAND KRS-108

- Easily change from a roller, omni-directional or a flat support
- Stand height is adjustable from 27" to 44"
- 11-3/4" Roller width
- Folds flat for storage



\$32.99

EXTENDABLE & FLEXIBLE CONVEYOR ROLLER TABLE KRRS-109

- Extends from 19" to 52"
- Raises from 24" to 45"
- 300 Lbs. max. capacity



\$269.99

PLANNER / MOULDER

13" PLANER / MOULDER

KC-235PM

- Powerful 1.5 HP motor
- Double drive belt system
- Comes complete with stand, planing knives, setting gauge and 4" dust chute for dust collector hook-up
- 6 1/8" max. planing /moulding thickness



\$1499.



10 PC. MOULDING KNIFE SET **\$229.**

K-4509K

ALSO AVAILABLE: 20 INDIVIDUAL MOULDING KNIFE SETS

H.S.S. PLANER KNIVES

13" KKC-13PM

Fits: KC-235PM **\$59.99**

15" KKC-15

\$79.99

20" KKC-20

\$119.99

20" HEAVY-DUTY PLANER

KC-520C

- Powerful 5 HP 19 Amp 220V motor
- 104-83 cuts per inch
- 2 speeds (16-20 FPM)
- 4 knife cutterhead
- 8" max. planing thickness



\$2899.

PLANERS WITH SPIRAL CUTTERHEADS

15" PLANER WITH SPIRAL CUTTERHEAD

KC-390FX

- Powerful 3 HP motor
- A spiral cutterhead makes 50% less noise than a conventional cutterhead
- Anti-kickback fingers in front of the infeed roller to prevent wood kickback
- Magnetic safety switch
- Comes complete with cabinet stand and 4" dust collector outlet

4 Row spiral cutterhead with 64 replaceable cutter inserts

\$2999.



BUILT-IN MOBILE BASE

20" PLANER WITH SPIRAL CUTTERHEAD

KC-526FX

- Powerful 5 HP 19 Amp 220V motor
- A spiral cutterhead makes 50% less noise than a conventional cutterhead
- Anti-kickback fingers in front of the infeed roller to prevent wood kickback
- Comes with 5" dust chute for dust collector hook-up

4 Row spiral cutterhead with 92 replaceable cutter inserts

\$4499.



BUILT-IN MOBILE BASE

24" INDUSTRIAL PLANER WITH SPIRAL CUTTERHEAD

KC-630FX-2

25.1/12.6 Amp. @ 220V 440V

KC-630FX-6

9.6 Amp. @ 600V

- Powerful 10 HP motor
- 50% quieter
- Variable speed control sets the feed speed
- Spiral cutterhead is driven by 3 V-belts
- Magnetic safety switch

Comes complete:

With 6" dust collector outlet, 1/4" air screwdriver, air regulator with pressure gauge, set of 5 replacement cutter insert screws, 5 T20 Torx bits, 5 T20 Torx screwdrivers, T-bar for Torx bits and hex. keys

6 Row spiral cutterhead with 180 replaceable cutter inserts

\$12999.



CARBIDE CUTTER INSERT KITS

KW-140

- Carbide inserts cut on all 4 sides
- Cutter size: 14mm x 14mm x 2mm
- Fits KC-526FX / KC-530FX / KC-630FX-2 / KC-630FX-6

KW-104

- Carbide inserts cut on all 4 sides
- Cutter size: 15mm x 15mm x 2.5mm
- Fits KC-525FX / KC-530FXR / KC-12HJPC



\$95. EA.

HOLLOW CHISEL MORTISERS

1/2" HOLLOW CHISEL MORTISER WITH 4 PC. CHISEL SET

MA-1020

- Powerful 1/2 HP enclosed fan cooled ribbed body motor
- Gas head cylinder for smooth and controlled cuts
- Comes complete with 4 pc. 3/4" shank chisel and bit set (1/4", 5/16", 3/8" & 1/2"), 1/2" chuck and key, hold down and 4 hex. keys

\$359.99



5/8" HOLLOW CHISEL MORTISER WITH TILTING HEAD

MA-1050ST

- Powerful 3/4 HP
- Includes sleeve adaptors which accept 5/8" and 3/4" diameter chisel shanks
- Comes complete with mortising chisel and bit set (1/4", 5/16", 3/8" & 1/2"), 1/2" chuck and key, column mounted hold down, pair of 9 position table hold downs and quick release vise

OPTIONAL STAND
SS-1050ST

\$99.99

SLIDING WORK TABLE

Head tilts from 0° to 30° to the right and left

\$619.99



1" HOLLOW CHISEL MORTISER WITH TILTING HEAD

MA-1075ST

- Powerful 1 HP 110V/220V dual voltage motor
- 1/4" to 1" chisel and bit capacity
- Large longitudinal and transversal 19" x 12-1/2" sliding table prevents unnecessary repositioning and reclamping of the workpiece
- Accept 5/8" and 3/4" diameter chisel shanks
- Includes chisel adaptor bushings which accept 5/8" and 3/4" diameter chisel shanks
- Comes complete with mortising chisel and bit set (1/4", 3/8", 1/2" & 3/4"), chisel adaptor bushings, 1/2" chuck and key

OPTIONAL STAND

SS-1075ST

\$399.



Head tilts from 0° to 30° to the right and left for angle mortise cuts

\$1899. \$1999.

POWER FEEDERS

KPF-30V

- 3 feed rollers
- 3 1/8" roller diameter
- 1 3/16" roller width
- Variable feed rate of 7-40 feet per minute

1.2 Amp. Motor

VARIABLE SPEED

KPF-32

- 3 feed rollers
- 3 1/8" roller diameter
- 1 3/16" roller width


2.5 Amp. Motor

KPF-34

KPF-34-5

- 3 feed rollers
- 4 3/4" roller diameter
- 2 1/4" roller width

6.2 Amp. Motor (220V)
2.7 Amp. Motor (550V)



\$549.99

\$899.99

\$1199.99


13-SPINDLE LINE BORING MACHINE

KC-1300BM

- Powerful 1.5 HP 110V motor
- Designed for simultaneous multi-hole line boring or drilling, ideal for cabinet makers or shelving applications
- 13 spindles spaced 1-1/4" on centre, allowing drilling up to 13 evenly spaced holes
- Fully adjustable aluminum fence with work stops at each end to line up workpiece from the right or left to perform parallel boring patterns
- Indexing pins allow correct spindle alignment for resuming line boring operations in long workpieces

Large 31-1/2" x 15-3/4" melamine table top

\$2799.



BLUM® HINGE BORING HEAD ATTACHMENT

KW-162

- Blum style 4.5mm-9.5mm three-hole pattern
- 3 spindle heads (rotation 2 left/1 right)
- Can be used with or without the 8mm boring bits
- Comes with 35mm hinge boring bit, 8mm boring bits (1 left/1 right), link-bar and adjustment wrench

\$799.



Adjustable height stop and depth stop



Adjustable fence work stops and extension work stops

INDUSTRIAL WOODWORKING SHAPERS

INDUSTRIAL WOODWORKING SHAPER

KC-351S

- Spindle travels a full 3"
- Spindle speeds, 8,000 & 10,000 RPM
- Comes complete with 1/2" & 3/4" interchangeable spindles, 1/4" & 1/2" router bit adaptors and a miter gauge

3/4" UNIVERSAL SHAPER CUTTERHEAD WITH 13 INTERCHANGEABLE PROFILE CUTTERS

KW-091

\$229.99



Powerful 3 HP motor (220V)

5 HP 1-1/4" INDUSTRIAL SHAPER WITH DIGITAL READOUT

KC-366SH

- Spindle travels a full 4"
- Spindle speeds, 5,000, 7,000 & 10,000 RPM
- Comes with 3/4" and 1-1/4" interchangeable spindles, 1/4" and 1/2" router bit adaptors, mite gauge, feather boards, draw bar, starter pin and adjustment wrenches



Easy access control panel

Precision fence with micro-adjustment

Powerful 5 HP motor (220V)

\$4399.

DRILL PRESSES & ACCESSORIES

DRILL PRESS
CHUCK
SAFETY
GUARD

KM-118
Fits KC-118FC

\$19.99

17" DRILL PRESS

KC-118FC

- 12.5 Amp. motor
- 16 speeds (240-3400 RPM)
- 17" swing
- 3 1/4" stroke
- 5/8" chuck

\$699.

17" DRILL PRESS with SAFETY GUARD & LIMIT SWITCH

KC-118FC-LS

- 12.5 Amp. motor
- 16 speeds (240-3400 RPM)
- 17" swing
- 3 1/4" stroke
- 5/8" chuck

\$759.

LONG STROKE

17" LONG STROKE DRILL PRESS with SAFETY GUARD

KC-119FC-LS

- Motor: 12.5 Amp. @ 110V, 6.25 amp. @ 220V
- 12 speeds (255-2750 RPM)
- 16 15/16" swing
- 6" stroke
- 3/4" chuck

\$1049.

DRILL PRESS
CHUCK
SAFETY
GUARD

KM-122
Fits KC-122FC

\$19.99

22" DRILL PRESS

KC-122FC

- 12.5 Amp. motor
- 1 1/4" capacity
- Spindle taper MT #4
- 12 speeds (180-4200 RPM)
- 4 3/4" stroke
- 3/4" chuck

\$1099.

22" DRILL PRESS with SAFETY GUARD & LIMIT SWITCH

KC-122FC-LS

- 12.5 Amp. motor
- 1 1/4" capacity
- Spindle taper MT #4
- 12 speeds (180-4200 RPM)
- 4 3/4" stroke
- 3/4" chuck

\$1199.

15" VARIABLE SPEED INDUSTRIAL DRILL PRESS

KC-30HS-VS

- Motor: 14 Amp. @ 115V, 7 Amp. @ 230V
- 5/8" capacity
- Spindle taper JT#3
- Variable speeds (400 - 5,000 RPM)
- 6" stroke
- 5/8" chuck



Variable speed
handwheel with
digital readout



Safety guard with
limit switch protection



\$2399.

Wood Mortising ATTACHMENTS MA-511

Kit comes with chisel holder, holddown arms, holddown bracket, fence, ring bushing adaptors, 4 pc. 1/2" shank mortising chisels & bits and carrying case



\$99.99

Drill Press VISES



- | | | | |
|-------------|----------------|-------------|----------------|
| KPV-3
3" | \$15.99 | KPV-4
4" | \$19.99 |
| KPV-5
5" | \$29.99 | KPV-6
6" | \$39.99 |

Cross slide VISES

Makes lateral or longitudinal adjustments simple



- | | | | | | |
|--------------|----------------|--------------|----------------|--------------|----------------|
| KCV-4N
4" | \$59.99 | KCV-5N
5" | \$79.99 | KCV-6N
6" | \$99.99 |
|--------------|----------------|--------------|----------------|--------------|----------------|

The Most Innovative Drill Presses EVER!



DVR with
Adaptive
Control™
Software

BY: KING INDUSTRIAL

DVR with
Adaptive
Control™
Software
BY: KING INDUSTRIAL

16" NOVA VIKING DVR DRILL PRESS 83705

- Powerful direct drive 1 HP high torque motor with no pulleys or belts to cause vibration
- Spindle taper MT #2
- Comes with 5/8" drill chuck & key, firmware USB cable, knock-out wedge, adjustment wrench and hex. keys

\$1399.

18" NOVA VOYAGER DVR DRILL PRESS 58006

- Powerful direct drive 1.75 HP high torque motor with no pulleys or belts to cause vibration
- Spindle taper MT #2
- Comes with 5/8" drill chuck & key, firmware USB cable, knock-out wedge, adjustment wrench and hex. keys

\$1999.

10" WET/DRY SHARPENER KIT

KC-4900S

\$199.99

Heavy-duty 1.6 Amp. motor quietly rotates at 115 RPM for maximum precision during sharpening

OPTIONAL

4 pc. Accessory Kit
KM-130

(Short knife jig, long knife jig, scissors jig & axe jig)

\$59.99



OSCILLATING EDGE SANDERS & ACCESSORIES



\$1399.

End table allows curved sanding operations

6" x 89" OSCILLATING EDGE SANDER

KC-689-OSC-7

- Sturdy cabinet stand
- 4" Dust chute
- Quick belt release lever
- Comes with miter gauge, table guide and end table

6"x 89" SANDING BELTS

Model	Belt Size	Grit	Unit	Price
SB-689-60	6" x 89"	60	1	\$19.99
SB-689-80	6" x 89"	80	1	\$19.99
SB-689-100	6" x 89"	100	1	\$19.99
SB-689-120	6" x 89"	120	1	\$19.99



\$2399.

6" x 108" EDGE SANDER

CT-108C

- 2 HP motor
- Table size: Front 37" x 7 3/4", Side 19" x 12"
- Fully tilting front table
- 4" Dust chute
- Magnetic safety switch

6"x 108" SANDING BELTS

Model	Belt Size	Grit	Unit	Price
SB-6108-60	6" x 108"	60	1	\$19.99
SB-6108-80	6" x 108"	80	1	\$19.99
SB-6108-100	6" x 108"	100	1	\$19.99
SB-6108-120	6" x 108"	120	1	\$19.99



6" x 108" OSCILLATING EDGE SANDER

KC-108-OSC

- Powerful 2 HP motor
- Oscillating sanding belt
- Balanced 7" rubber drive wheel and 3" crown idler wheel provide uniform belt tracking
- End table allows curved sanding operations
- 4" Dust chute for dust collector hook-up
- Magnetic safety switch

\$2699.

8" LOW SPEED BENCH GRINDER WITH LIGHT

KC-895LS

Comes complete with diamond wheel dressing tool, tool rests, eye shields, coarse 60 grit and fine 120 grit 8" x 1" white aluminum oxide grinding wheels



\$129.99

12" DISC SANDER WITH BRAKE

KC-12S

- Aluminum table tilts to allow angle sanding up to 45°
- Comes with adhesive 12" sanding disc and miter gauge

Manual brake quickly stops sanding disc

Powerful
1.2 HP motor

Integral 2" dust port



\$209.99

1" x 42" BELT & 8" DISC SANDER

KC-703C

- Solid cast-iron tables with miter slots tilt from 0°-45°
- Comes with sanding belt, adhesive sanding disc, miter gauge and adjustment hex. keys

Powerful 1/2 HP,
5.8 Amp induction motor



\$279.99

26" DUAL DRUM SANDER

KC-26DS

- 3 HP (220V) motor
- 2 speeds (3-20 SFPM)
- Twin 4" dust chutes
- Magnetic safety switch
- Variable feed speed

Two 5" aluminum sanding drums are precision balanced and driven by 2 V-belts

\$2899.

5"x 120" SANDING BELT

Model	Belt Size	Grit	Unit	Price
SB-5120-80	5" x 120"	80	1	\$19.99
SB-5120-120	5" x 120"	120	1	\$19.99
SB-5120-150	5" x 120"	150	1	\$19.99
SB-5120-180	5" x 120"	180	1	\$19.99



DRUM SANDERS & ACCESSORIES

16"/32" OPEN DRUM SANDER

KC-1632DS

- 10 Amp. motor
- Drum speed: 1,720 RPM
- Conveyor belt tracking is easy to adjust
- 2 1/2" dust chute
- Easy clamping sanding belt loading system
- A metric and imperial depth scale is provided for thickness adjustment

\$1199.




22"/44" OPEN DRUM SANDER

KC-2244DS

- Powerful 1.75 HP motor
- 22" x 5" aluminum sanding drum
- Comes with metal stand with 4 caster wheels for portability

\$1699.



OSCILLATING SPINDLE SANDER

KC-OVS-FX3

- 1" to 4" rubber drums can be fitted on both ends for full use of the entire spindle
- 4" Dust chute for dust collector hook-up
- Heavy-duty oil bath gearbox with oil level sight gauge
- 10 interchangeable spindles (1/4" x 5", 3/8" x 6", 1/2" x 6", 5/8" x 6", 3/4" x 9", 1" x 9", 1 1/2" x 9", 2" x 9", 3" x 9" and 4" x 9")
- Includes 3 interchangeable table inserts and adjustment keys

24 1/4" x 24 1/4"
cast iron titling table



\$1699.

OSCILLATING SPINDLE SANDERS & ACCESSORIES

OSCILLATING SPINDLE SANDER

KC-OVS-TL

- Table can be tilted downwards up to a maximum of 45° to allow the sanding of beveled parts
- Comes standard with 3 spindles (1/4", 1/2" and 5/8") and 2 drums (1-1/2" and 2")



\$599.99

SLEEVE KITS 5 9/16" - 1/4" to 2"

Model	Sleeve Size	Grit	Units/Kits	Price
SL-514-K-80	5/9/16" x 1/4"	80	1	\$7.99
SL-514-K-120	5/9/16" x 1/4"	120	1	\$7.99
SL-512-K-80	5/9/16" x 1/2"	80	1	\$7.99
SL-512-K-120	5/9/16" x 1/2"	120	1	\$7.99
SL-534-K-80	5/9/16" x 3/4"	80	1	\$7.99
SL-534-K-120	5/9/16" x 3/4"	120	1	\$7.99
SL-515-K-80	5/9/16" x 1 1/2"	80	1	\$7.99
SL-515-K-120	5/9/16" x 1 1/2"	120	1	\$7.99
SL-520-K-80	5/9/16" x 2"	80	1	\$7.99
SL-520-K-120	5/9/16" x 2"	120	1	\$7.99

OPTIONAL STAND SS-OVS-TL



\$99.99

6" X 48" BELT & 12" DISC SANDERS

KC-790FX

\$1499.

KC-790FX-DC
WITH BUILT-IN DUST COLLECTOR

\$1699.

- Powerful 1.5 HP, 110V/220V motor
- 4" dust chute for dust collector hook-up (KC-790FX only)
- Comes with aluminum miter gauge, cast-iron work stop, T-slot centre point, enclosed stand and adjustment hex. keys



Dust Collector
Bag KDCB-790

\$39.99

BELT & DISC SANDERS & ACCESSORIES

6" x 48" BELT & 9" DISC SANDER

KC-760L

- Two 2-1/2" dust chutes with 2-1/2" to 4" adaptor for dust collector hook-up
- Comes complete with miter gauge, 2-1/2" to 4" dust chute adaptor and sturdy enclosed cabinet stand



1HP Motor

\$499.99

6" x 48" BELT & 12" DISC SANDER

KC-788FX

- 1.5 HP belt drive motor
- Sturdy cabinet stand
- 2-4" Dust chutes
- Quick belt release lever
- Heavy duty cast iron tables
- Miter gauge

\$1149.

9" STICK-ON ADHESIVE DISC KITS

Model	Disc size	Grit	Units/Kits	Price
SD-9-K-60	9"	60	3	\$6.99
SD-9-K-80	9"	80	3	\$6.99
SD-9-K-100	9"	100	3	\$6.99
SD-9-K-120	9"	120	3	\$6.99

6" x 48" SANDING BELT KITS

Model	Belt Size	Grit	Units/Kits	Price
SB-648-K-60	6" x 48"	60	2	\$9.99
SB-648-K-80	6" x 48"	80	2	\$9.99
SB-648-K-100	6" x 48"	100	2	\$9.99
SB-648-K-120	6" x 48"	120	2	\$9.99

OPTIONAL DISC & BELT SAFETY GUARD KIT

KW-788

\$79.99



OPTIONAL VERTICAL & HORIZONTAL BELT SAFETY GUARD KIT

KW-789

\$79.99



MAGNETIC SWITCHES

Comes with twist lock emergency stop button

KMAG-110-811	110V (8-11 Amp.)
KMAG-110-1114	110V (11-14 Amp.)
KMAG-110-1417	110V (14-17 Amp.)
KMAG-220-811	220V (8-11 Amp.)
KMAG-220-1114	220V (11-14 Amp.)
KMAG-220-1417	220V (14-17 Amp.)
KMAG-220-1721	220V (17-21 Amp.)

Comes with 2 wire clamps, 1 padlock and 2 spare keys



\$99.99 ea.

12" DOVETAIL JIG

K-2796

- Handles materials from 5/16" to 1 1/4" thick, and widths up to 12"
- Unit includes 1/2" aluminum template

\$99.99



ABRASIVE CLEANER

K-1306

1 1/2" x 1 1/2" x 8 1/2"

\$15.99



DUST COLLECTORS & ACCESSORIES



600 CFM

KC-1105C

- 1 HP motor
- Heavy duty bag
- Comes complete with 10' hose, dust hood, dust hood support and wheel castors for portability

\$269.99

DUST COLLECTION HOSE KIT #2 K-1055

KIT Includes:

- 2 x 4" blast gates
- 4" table saw dust hood
- 4" universal dust hood
- 4" Y-fitting
- 10 x 4" wire hose clamps
- 2 x 4" x 10 ft. wood dust collection hoses

\$79.99

DUST COLLECTION HOSE KIT #1 K-1054

KIT Includes:

- 4" x 10 ft. Wood Dust Collection Hose
- 4" Universal Dust Hood
- 2 x 4" Wire Hose Clamps

\$34.99

CLEAR FLEXIBLE COLLAPSIBLE PVC HOSE 4"-K-1033-50

\$2.99

PVC HOSE K-1034-50 4" Lin. Ft.

\$2.99

K-1035-50 5" Lin. Ft.

\$4.59

4" ALUMINUM BLAST GATE K-1142

\$19.99

4" BLAST GATE K-1007

\$8.99

4" T-FITTING K-1013

\$8.99

4" Y-FITTING K-1015

\$8.99

4" ELBOW K-1017

\$8.99

4" SPLICE K-1019

\$8.99

1"-6" UNIVERSAL ADAPTOR K-1039

\$8.99

4" & 5" WIRE HOSE CLAMPS 4"-K-1317 5"-K-1318

\$1.99


DUST COLLECTION SEPARATOR with ELBOW K-1056/ K-1017

To maximize the cyclonic air flow in the drum

\$45.99

4" DUST COLLECTION HOOK-UP SYSTEM

27 PC



Ideal for connecting two machines to a dust collector

KW-270

27 pc Kit includes:

- 4 pc-4" x 36" Clear tubes
- 1 pc-4" x 7" Clear tube
- 2 pc-4" 45 degree elbows
- 2 pc-4" 90 degree elbows
- 2 pc-4" adaptor fittings
- 2 pc-4" Blast gates
- 1 pc-4" Y-fitting
- 8 pc-retaining Brackets (including 16 screws and 16 wall plugs)

\$149.99

1 MICRON FELT UPPER BAGS KDCB-3108T-1MIC

Fits: KC-3108C

\$44.99

CLOTH BOTTOM DUST BAG KDCB-3105B

Fits KC-3105C

\$29.99

SEE THROUGH PLASTIC BOTTOM DUST BAG KDCB-5

5 BAGS PER BOX

\$19.99

700 CFM

KC-2405C

- Washable 1 micron upper felt dust bag for optimal air flow efficiency and reusable clear plastic lower dust bags (3)
- 4" diameter inlet port

1 Micron felt upper bag

\$359.99

1200 CFM

KC-3109C

- 2 HP (220V) motor
- Improved metal impellers for maximum air flow performance
- Comes with wheel castors for portability

1 Micron felt upper bag

\$579.

REMOTE POWER CONTROL SYSTEMS

(110V) RC-110

(220V) RC-220

- 120° INFRARED RAY RECEIVING ANGLE
- INCLUDES MOUNTING HARDWARE AND 2 AAA BATTERIES

\$99.99

\$99.99

2280 CFM

KC-4045C

- 3 HP (220V) motor
- Improved metal impellers are precision balanced and designed for maximum air flow performance
- 4" diameter dust ports accept accessory hoses for attaching up to 3 machines

- Comes with wheel castors for portability



\$825.

3980 CFM

KC-5043FX-2

5 HP (220V)

KC-5043FX-6

5 HP (600V)

- Improved metal impellers are precision balanced and designed for maximum air flow performance
- 4" diameter dust ports accept accessory hoses for attaching up to 4 machines
- Comes with wheel castors for portability



Dust bag comes with see-through window

\$2099.

TOTAL HEIGHT 11 FT.

DUST COLLECTORS WITH 1 MICRON CANISTER FILTERS

700 CFM DUST COLLECTOR WITH CANISTER FILTER

KC-2405C/KDCF-2400
• Noise level reading at 36": 75-85 dB
• Static pressure (inch of water): 6.1
• Dust port opening: 4"

1 HP
7 Amp. @ 120V



\$569.

1200 CFM DUST COLLECTOR WITH CANISTER FILTER

KC-3109C/KDCF-3500
• Noise level reading at 36": 66-77 dB
• Static pressure (inch of water): 9.5
• Dust port opening: 2 x 4" / 1 x 6"

2 HP
9 Amp. @ 220V



\$759.

2280 CFM DUST COLLECTOR WITH CANISTER FILTER

KC-4045C/KDCF-3500
• Noise level reading at 36": 75-85 dB
• Static pressure (inch of water): 11.8
• Dust port opening: 3 x 4" / 1 x 8"

3 HP
10 Amp. @ 220V



\$1199.99

3 SPEED AIR CLEANERS

2 stage filtration, one disposable electrostatic 5 microns outer filter and 1 micron inner two pocket filter

KAC-410
• .9 Amp. motor

Air capacity
410 CFM



COMES WITH 3-SPEED
REMOTE CONTROL

\$239.99

KAC-1200
• 4.2 Amp. motor

Air suction capacity
720, 1115, 1290 CFM

NEW



COMES WITH 3-SPEED
REMOTE CONTROL

\$399.99

KAC-1400
• 3 Amp. motor

Air suction capacity
950, 1085, 1400 CFM



COMES WITH 3-SPEED
REMOTE CONTROL

\$499.99

CYCLONE DUST COLLECTORS & ACCESSORIES



1.5 HP CYCLONE DUST COLLECTOR 988/1320 CFM

KC-8150C
• Noise level reading at 36": 78 dB
• Static pressure (inch of water): 9.7
• 29 Gallon steel drum with quick release handle and castor wheels for easy disposal
• Complete with 4 locking castor wheels for portability
• Dust port opening: 2 x 4" / 1 x 6"

INCLUDED
Remote
Control



\$1299.

2 HP CYCLONE DUST COLLECTOR 1071/1650 CFM

KC-8200C
• Noise level reading at 36": 78 dB
• Static pressure (inch of water): 10.9
• 29 Gallon steel drum with quick release handle and castor wheels for easy disposal
• Complete with 4 locking castor wheels for portability
• Dust port opening: 2 x 4" / 1 x 7"

INCLUDED
Remote
Control



\$1799.

3 HP CYCLONE DUST COLLECTOR 1942/2900 CFM

KC-8300C
• Noise level reading at 36": 79 dB
• Static pressure (inch of water): 11
• 54 Gallon steel drum with quick release handle and castor wheels for easy disposal
• Complete with 4 locking castor wheels for portability
• Dust port opening: 3 x 4" / 1 x 8"

INCLUDED
Remote
Control



\$2399.

OPTIONAL
6pc. heavy-duty bags kit

KDCB-82
(Fits: KC-8150C
KC-8200C)
\$29.99



KDCB-83
(Fits: KC-8300C)
\$49.99



WOOD BANDSAWS & ACCESSORIES

10" WOOD BANDSAW

KC-1002C

- Flexible LED light increases workpiece visibility
- Table size with extensions 13-3/8" x 13-1/8"
- Dust chute accepts 2", 2-1/2" and 4" dust collector hoses
- Comes complete with miter gauge, rip fence, adjustment wrench and hex keys

Powerful
1/2 HP motor



\$359.99

12" WOOD BANDSAW

KC-1202FX

- Powerful 3/4 HP 120V motor
- Large 18-7/8" x 15-3/8" tilting table with rack & pinion adjustment
- Circle cutting guide for diameters up to 23-1/2"
- Dust chute accepts 2", 3" and 4" dust collector hoses
- Comes complete with cast aluminum miter gauge, rip fence with 5" high face, push stick, adjustment wrench and hex keys



\$699.99

14" WOOD CUTTING BANDSAW WITH RIP FENCE AND RESAW GUIDE

KC-1433FXR

- 7.5 Amp. motor
- 14" x 14" cast iron table

\$899.99



Dust chute

RIP FENCE SYSTEM WITH RESAW GUIDE
RF-1433R

With the purchase of # KC-1433FXR

\$99.99



NEOPRENE WHEEL PROTECTOR FOR 14" WOOD BANDSAWS

KW-094
\$19.99



Model	Length	Width	TPI	Thickness	Price
KBB-1018-14	67 1/2"	1 7/8"	14	.018"	\$19.99
KBB-1014-6	67 1/2"	1 1/4"	6	.020"	\$19.99
KBB-1038-6	67 1/2"	3/8"	6	.020"	\$19.99
KBB-1012-6	67 1/2"	1 1/2"	6	.020"	\$19.99

Model	Length	Width	TPI	Thickness	Price
KBB-1218-14	88 3/16"	1 7/8"	14	.025"	\$19.99
KBB-1236-10	88 3/16"	13/16"	10	.025"	\$19.99
KBB-1214-6	88 3/16"	1 1/4"	6	.025"	\$19.99
KBB-1238-6	88 3/16"	3/8"	6	.025"	\$19.99
KBB-1212-6	88 3/16"	1 1/2"	6	.025"	\$19.99

Model	Length	Width	TPI	Thickness	Price
KBB-1418-14	93"	1 7/8"	14	.025"	\$19.99
KBB-1414-6	93"	1 1/4"	6	.025"	\$19.99
KBB-1438-10	93"	3/16"	10	.025"	\$19.99
KBB-1438-6	93"	3/8"	6	.025"	\$19.99
KBB-1412-6	93"	1 1/2"	6	.025"	\$19.99
KBB-1412-8	93"	1 1/2"	8	.025"	\$19.99
KBB-1434-4	93"	3/4"	4	.025"	\$19.99

17" VARIABLE SPEED WOOD & METAL CUTTING BANDSAW

KC-1700WM-VS

- Variable speeds (wood): 540-3600 SFPM
- Variable speeds (metal): 100-650 SFPM
- Voltage (input power): 220V, 1 phase, 60 Hz
- Cast-iron table tilts 5° to the left & 45° to the right

Comes with a 1/2" x 6 TPI wood cutting blade, 1/2" x 10 TPI metal cutting blade, laser guide, work lamp, miter gauge and a precision "TRU-RIP" aluminum rip fence with resaw guide

23 1/2" x 17" cast iron table
2 HP7 Amp. @ 220V



Blade speed digital readout

TRU-RIP
RESAW FENCE SYSTEM

2-4" dust chutes

\$3899.99

14" WOOD BANDSAW WITH 12" RESAW CAPACITY

KC-1502FXB

- 2 speeds (2300-3250) SFPM
- Cast-iron table tilts 45° to the right
- Motor, blade, miter gauge and precision "TRU-RIP" aluminum rip fence with resaw guide included

18" x 18" cast iron table
12.8 Amp. @ 110V - 6.2 Amp. @ 220V
Pre-wired to 110V



Hydraulic blade tension gauge

220VOLT CONVERSION KIT
KW-220-1502
for KC-1502FXB
\$69.99

TRU-RIP
RESAW FENCE SYSTEM

2-4" dust chutes

Safety foot brake

\$1799.99

17" WOOD BANDSAW

KC-1702FXB

- 2 speeds (1600/3300) SFPM
- Rack and pinion height adjustment system
- Cast-iron table tilts 10° to the left & 45° to the right
- Miter gauge system

17" x 17" cast iron table
14Amp. @ 110V - 7 Amp. @ 220V
Pre-wired to 110V



New improved upper & lower blade guide system

TRU-RIP
RESAW FENCE SYSTEM

2-4" dust chutes

\$1799.99

21" WOOD BANDSAW

KC-2102FXB

- 2 speeds (1890/3800) SFPM
- Cast-iron table tilts 10° to the left & 45° to the right
- Rack and pinion height adjustment system
- Miter gauge system

21" x 21" cast iron table
16Amp. @ 110V - 8 Amp. @ 220V
Pre-wired to 220V



New improved upper & lower blade guide system

TRU-RIP
RESAW FENCE SYSTEM

2-4" dust chutes

\$2299.99

Model	Length	Width	TPI	Thickness	Price
KBB-1514-6	112"	1 1/4"	6	.025"	\$19.99
KBB-1538-6	112"	3/8"	6	.025"	\$19.99
KBB-1512-4	112"	1 1/2"	4	.025"	\$19.99
KBB-1534-3	112"	3/4"	3	.025"	\$29.99
KBB-1510-2	112"	1"	2	.032"	\$29.99

Model	Length	Width	TPI	Thickness	Price
KBB-1714-6	131 5/8"	1 1/4"	6	.025"	\$24.99
KBB-1738-6	131 5/8"	3/8"	6	.025"	\$24.99
KBB-1712-4	131 5/8"	1 1/2"	4	.025"	\$24.99
KBB-1734-3	131 5/8"	3/4"	3	.025"	\$29.99
KBB-1710-2	131 5/8"	1"	2	.032"	\$29.99

Model	Length	Width	TPI	Thickness	Price
KBB-2114-6	152 1/8"	1 1/4"	6	.025"	\$29.99
KBB-2138-6	152 1/8"	3/8"	6	.025"	\$29.99
KBB-2112-4	152 1/8"	1 1/2"	4	.025"	\$29.99
KBB-2134-3	152 1/8"	3/4"	3	.032"	\$37.99
KBB-2110-2	152 1/8"	1"	2	.032"	\$37.99

PROFESSIONAL SCROLL SAWS



16"

XL-16

- Professional quality scroll saw with 1.3 Amp DC motor
- Variable speed (400-1400 strokes/min)
- Tool free blade change system with blade holders which accept standard 5" pinless blades
- Entire head tilts up to 30° to the left and up to 45° to the right for angled cuts
- Large 12" x 18-1/2" stationary table with built-in 2-1/2" dust chute for dust collector hook-up
- Comes with five 5" pinless blades, replacement blade tension lever kit and adjustment hex. key

\$699.



Built-in dust blower system

OPTIONAL

Pedal Switch

XL-100



\$39.99

21"

XL-21-100

- Professional quality scroll saw with 1.3 Amp DC motor
- Variable speed (400-1550 strokes/min)
- Tool free blade change system with blade holders which accept standard 5" pinless blades
- Entire head tilts up to 38° to the left and up to 45° to the right for angled cuts
- Large 13-1/2" x 23-1/2" stationary table with built-in 2-1/2" dust chute for dust collector hook-up
- Comes with five 5" pinless blades, foot switch, replacement blade tension lever kit and adjustment hex. key

\$999.

Comes standard with foot switch



Built-in dust blower system

OPTIONAL

STAND

SS-1621XL

For Models:

KXL-16 & XL-21-100



\$99.

30"

KXL-30/100

- Professional quality scroll saw with 1.3 Amp DC motor
- Variable speed (400-1550 strokes/min)
- Tool free blade change system with blade holders which accept standard 5" pinless blades
- Entire head tilts up to 38° to the left and up to 45° to the right for angled cuts
- Large 14" x 32-1/2" stationary table with built-in 2-1/2" dust chute for dust collector hook-up
- Comes with five 5" pinless blades, foot switch, replacement blade tension lever kit and adjustment hex. key

\$1239.

Comes standard with foot switch



Built-in dust blower system

OPTIONAL

STAND

KSS-30XL

For Model:

KXL-30/100



\$99.

Router Table Kits

ROUTER TABLE KIT

XL-200MEP

Kit includes:

- XL-080- Router Table Fence
- XL-049- MDF Table
- XL-114- Phenolic Router Insert Plate
- XL-085- Floor Stand with Switch



\$649.99



DELUXE ROUTER TABLE KIT

XL-200C

Kit includes:

- XL-125- Router Lift
- XL-080- Router Table Fence
- XL-075- Cast-iron Table
- XL-130- Universal Dust Collection Kit
- XL-085- Floor Stand with Switch



\$1499.99



ROUTER REDUCER COLLARS

XL-314
3-1/4"

\$24.99



XL-312
3-1/2"

\$24.99



4 PC. INSERT RING KITS

XL-074
Zero Clearance

\$69.99



XL-076
(1/4", 1/2", 1-3/8", 2-1/2")

\$69.99



PHENOLIC ROUTER INSERT PLATE

XL-114
11-3/4" x 9-1/4"

\$69.99



ROUTER LIFT WITH HEIGHT LOCK

XL-125

Heavy-duty construction with 11-3/4" x 9-1/4" anodized aluminum top plate

\$419.99



**ADJUSTABLE
AIR DEFLECTOR**

COIL ROOFING NAILER KIT

8245RN

- 7/8" to 1 3/4" (11 Ga.)
- Comes with 1/4" air inlet, debris shield, safety glasses, oiler, hex. keys and sturdy carrying case

HOT DEAL!

\$149.99

16 GA. X 2" MEDIUM CROWN STAPLER KIT

8216S-2

- 3/4" to 2" Staple range
- Comes with 1/4" air inlet, oiler, hex. keys, & sturdy carrying case

**ADJUSTABLE
AIR DEFLECTOR**

\$99.99

16 GA. X 2-1/2" BRAD NAILER KIT

8225NL

- 3/4" to 2 1/2" Nail range
- Comes with 1/4" air inlet, oiler, hex. keys, & sturdy carrying case

**ADJUSTABLE
AIR DEFLECTOR**

**HOT DEAL!
\$99.99**

2" FLOORING STAPLER/ CLEAT NAILER KIT

8260FSN-2

- 1" to 2" Staple range
- 1 1/2" to 2" Cleat nail range
- Comes with mallet, 1/4" air inlet, safety glasses, oiler, hex. keys & sturdy carrying case

HOT DEAL!

\$169.99

2 in 1

5 PEAK HP AIR COMPRESSOR

8498

- Durable oil lubricated pump
- 7.4 SCFM @ 40 PSI
- 5.7 SCFM @ 90 PSI
- Air Pressure Regulator and easy to read Pressure Gauges

**20
Gallon
tank**

\$299.99

CLIPPED HEAD FRAMING NAILER

8228N

- Shoots standard 2 3/16" - 3 9/16", 28° - 30° nails

8234N

- Shoots standard 2 3/16" - 3 9/16", 34° nails

**ADJUSTABLE
AIR DEFLECTOR**

\$129.99 ea

NAILERS & STAPLERS

23 GA. X 1 3/8" HEADLESS PIN NAILER KIT

8223PN

- 1/2" to 1-3/8" Pin range
- Comes with 1/4" Air inlet, 2 removable non-marring tips, oiler, hex. keys and sturdy carrying case

\$49.99

**ADJUSTABLE
AIR DEFLECTOR**

23 GA. X 2" HEADLESS PIN NAILER KIT

8251PN

- 1/2" to 2" Pin nail range
- Comes with 1/4" Air inlet, 2 removable non-marring tips, oiler, hex. keys and sturdy carrying case

\$99.99

**ADJUSTABLE
AIR DEFLECTOR**

18 GA. X 2" BRAD NAILER KIT

8201NL

- 3/4" to 2" Nail range
- Comes with 1/4" air inlet, oiler, hex. keys, & sturdy carrying case

**ADJUSTABLE
AIR DEFLECTOR**

**NEW &
IMPROVED**

HOT DEAL!

\$49.99

18 GA. X 1" NARROW CROWN STAPLER KIT

8101S

- 3/8" to 1" Staple range
- Comes with 1/4" air inlet, oiler, hex. keys, & sturdy carrying case

**ADJUSTABLE
AIR DEFLECTOR**

\$49.99

18 GA. NAILER/ STAPLER KIT

8210NS

- 18 Ga. x 1/4" (3/8" to 1 5/8") stapler
- 18 Ga. (3/4" to 2") nailer
- Comes with 1/4" air inlet, oiler, hex. keys and sturdy carrying case

**ADJUSTABLE
AIR DEFLECTOR**

HOT DEAL!

\$59.99

2 in 1



5.5 PEAK HP 20 GALLON AIR COMPRESSOR

KC-2051H2

- 150 PSI max pressure
- 7.6 CFM @ 40 PSI
- 6.0 CFM @ 90 PSI
- ASME safety valve

WOW
\$625.



AIR TOOL KIT

8171 **71 PC.**

Comes with
1/2" Impact,
Wrench,
3/8" Ratchet
Wrench, Air
Hammer
and 1/4"
Die Grinder



\$139.99

5.5 PEAK HP 24 GALLON AIR COMPRESSOR

KC-3124V2

- 150 PSI max pressure
- 7.6 CFM @ 40 PSI
- 6.0 CFM @ 90 PSI
- ASME safety valve

WOW
\$725.

2 cylinder
cast iron
single
stage oil



ULTRA-QUIET OIL-FREE AIR COMPRESSORS

ULTRA-QUIET OIL-FREE AIR COMPRESSOR

KC-1410A

- 1.8 CFM @ 40 PSI,
1.2 CFM @ 90 PSI
- 125 PSI maximum tank pressure
- 1/4" universal "one touch" quick
connect coupler

**1 GALLON
3/4 HP (PEAK) (60 Decibels)**
ASME safety valve



\$189.99

ULTRA-QUIET OIL-FREE AIR COMPRESSOR

KC-2020A

- 3.8 CFM @ 40 PSI
2.35 CFM @ 90 PSI
- 125 PSI maximum tank pressure
- Extra long pump life of
over 3000 hours

**2 GALLON
2 HP (PEAK) (60 Decibels)**
ASME safety valve



\$235.

ULTRA-QUIET OIL-FREE AIR COMPRESSOR

KC-4620A

- 3.80 CFM @ 40 PSI
2.35 CFM @ 90 PSI
- Extra long pump life of
over 3000 hours
- 120 PSI maximum tank pressure

**4.6 GALLON (2 X 2.3)
2 HP (PEAK) (60 Decibels)**
ASME safety valve



\$299.99

ULTRA-QUIET OIL-FREE AIR COMPRESSOR

KC-10020SQ

- 125 PSI maximum tank pressure
- 150 PSI max pressure
- 5.6 CFM @ 40 PSI
- 4.4 CFM @ 90 PSI

**10 GALLON
3 HP (PEAK) (75 Decibels)**
ASME safety valve



\$399.99

STATIONARY 6.5 PEAK HP 60 GALLON AIR COMPRESSOR

KC-6160V3

- 150 PSI max pressure
- 13.4 CFM @ 40 PSI
- 11.2 CFM @ 90 PSI
- High efficiency reed valves

2 cylinder cast iron
single stage oil
lubricated pump



\$869.

HIGH OUTPUT 6.5 PEAK HP 60 GALLON AIR COMPRESSOR

KC-5160V3

- 150 PSI max pressure
- 22.6 CFM @ 40 PSI
- 18.5 CFM @ 100 PSI
- High efficiency reed valves

3 cylinder cast iron
single stage oil
lubricated pump



\$1399.

HIGH OUTPUT 7.5 PEAK HP 80 GALLON AIR COMPRESSOR

KC-7180V3-MS

- 200 PSI max pressure
- 43 CFM @ 40 PSI
- 28 CFM @ 175 PSI

**High Performance
Air Compressor
with high output of
28 CFM @ 175 PSI**

**NEW &
IMPROVED**

2 cylinder cast iron
single stage oil
lubricated pump



\$3379.

COMPRESSOR
OIL BOTTLE
KW-077
(850ml)

\$7.99

TIRE INFLATION
GUN WITH
PRESSURE
GAUGE
K-1630

\$19.99

ARCTIC FLEX

RETRACTABLE AIR HOSE REEL WITH HYBRID POLYMER AIR HOSE



K-5038FRL
50 ft. x 3/8"
• All-Weather
Flexibility
(-40°C to 65°C)
• Comes with
wall mounting
\$99.99

MANUAL AIR HOSE REEL WITH HYBRID POLYMER AIR HOSE



K-10014FRL
100 ft. x 1/4"
• All-Weather
Flexibility
(-40°C to 65°C)
• 360° swivel
base
\$99.99

(-40°C
to
65°C)



HYBRID POLYMER INDUSTRIAL AIR HOSES

HYBRID POLYMER INDUSTRIAL AIR HOSES			
K-2514H	25' x 1/4"	\$19.99	
K-2538H	25' x 3/8"	\$26.99	
K-5014H	50' x 1/4"	\$29.99	
K-5038H	50' x 3/8"	\$39.99	
K-10014H	100' x 1/4"	\$49.99	
K-10038H	100' x 3/8"	\$59.99	

300 PSI MAXIMUM PRESSURE

PREMIUM HYBRID POLYMER GARDEN HOSES

150 PSI (Working)
450 PSI (Burst)



K-5058GH
5/8" x 50 ft.
\$39.99
K-10058GH
5/8" x 100 ft.
\$69.99

Extreme All-Weather Flexibility Kink resistant

10" JOBSITE SAW WITH FOLDING STAND

KC-5100NS

- Blade tilts 0° to 45°
- Comes with 10" x 40 tooth blade, rip fence, miter gauge, Standard and Dado table inserts, push stick and wrenches

Extendable rails and table allowing up to 25" rip capacity



15 Amp. motor
4400 RPM

\$379.99

12" RADIAL ARM SAW

KC-12RAS

(220V, 1 PHASE)

- Powerful 2 HP, 220V single phase motor
- Precision indexing with positive stops at 22.5°, 45° and 90° for accurate bevel cuts
- Two 4" Dust chute for dust collector hook-up
- Includes 12" negative rake blade, blade arbor laser guide attachment, adjustment wrenches and hex. keys

\$3599.

10" SLIDING TILE SAW

KC-3310TS

- Powerful heavy duty 2.5 HP, 15 Amp. motor with GFCI protected power cord
- Full coverage wrap around splash guards
- 24" rip capacity at 90°
- Head tilts 0°-45° for bevel cuts
- Plunge head allows controlled cuts for electrical outlets, drains and AC registers

Enhanced Laser Effect

Powerful
2.5 HP
15 Amp motor

Folding stand with quick release latch system

\$699.99

8" DADO BLADE SET

KSC-8000

- Carbide-Tipped 24 tooth ATB-R Dado blades
- Cuts grooves from 1/8" to 13/16" wide
- 5/8" Arbor, 7,000 RPM max.
- Comes with 14 pc. Dado Shim Set, wooden carrying case

\$89.99



TABLE SAWS & ACCESSORIES



KC-26FXT/i30/30
30" RIP

***\$2699.**

* After \$40.00 mail-in rebate
Sale price \$2739.00 Taxes payable on price before rebate



KC-26FXT/i50/5052
52" RIP

***\$2799.**

* After \$40.00 mail-in rebate
Sale price \$2839.00 Taxes payable on price before rebate

10" EXTREME CABINET SAW WITH RIVING KNIFE BLADE GUARD SYSTEM INCLUDING ROUTER TABLE AND SLIDING TABLE ATTACHMENTS

KC-26FXT/i30/DELUXE

- Model KC-26FXT shown here with router table attachment model KRT-100 and sliding table attachment model KST-101
- These router table and sliding table attachments fit most table saws having a 27" deep table



***\$4199.**

* After \$40.00 mail-in rebate
Sale price \$4239.00 Taxes payable on price before rebate

10" CABINET SAWS

Comes with riving knife, industrial "Tru-Rip" T-square rip fence system for precision cuts, laminated melamine extension table, 2 sturdy adjustable supporting legs for extension table (KC-26FXT/i50/5052 only), cast iron miter gauge with adjustable aluminum fence and flip stop, standard and dado insert

TRU-RIP
Industrial Rip Fence systems

Powerful
3 HP (220V)

Powerful
3 HP (220V)

10" SCORING SAW WITH SLIDING TABLE & OUTRIGGER

KC-36FXT/360ST

- Powerful independent motors and switches for main blade (3 HP motor) and scoring blade (1 1/2 HP motor)
- Table size with extension: 21-1/4" x 36-5/8"
- Comes with cast-iron miter gauge, 4" scoring saw blade, steel extension table with legs, push stick and adjustment wrenches

\$8499.

Crosscut fence with flip up work stop and hold-down is fully adjustable up to 45° to the right and left

Built-in 4" dust chute with 2" adapter for vacuum collection hose

30" INDUSTRIAL RIP FENCE SYSTEM
KRF-i30

50" INDUSTRIAL RIP FENCE SYSTEM
KRF-i50

INDUSTRIAL SLIDING TABLE ATTACHMENT
KST-101

INDUSTRIAL ROUTER TABLE AND FENCE ATTACHMENT
KRT-100

TENONING JIG
K-1500
fits cabinet saws and contractor saws



\$449.

\$499.

\$999.

\$779.

\$119.99

We reserve the right to limit quantities. We reserve the right to correct any typographical and pictorial errors without notice. Articles may vary from illustration shown. Some retailers may not stock all products due to space restrictions and product availability.