

FOLLOW US:



Proudly Canadian



The Most Innovative Drill Presses EVER!


 DVR with Adaptive Control™ Software
BY: KING INDUSTRIAL

 DVR with Adaptive Control™ Software
BY: KING INDUSTRIAL

16" NOVA VIKING DVR DRILL PRESS 83705

- Powerful direct drive 1 HP high torque motor with no pulleys or belts to cause vibration
- Spindle taper MT #2
- Comes with 5/8" drill chuck & key, firmware USB cable, knock-out wedge, adjustment wrench and hex. keys

\$1399

18" NOVA VOYAGER DVR DRILL PRESS 58006

- Powerful direct drive 1.75 HP high torque motor with no pulleys or belts to cause vibration
- Spindle taper MT #2
- Comes with 5/8" drill chuck & key, firmware USB cable, knock-out wedge, adjustment wrench and hex. keys

\$1999.

7" X 12" METAL CUTTING BANDSAW KC-712BC

- 11.5 Amp. motor • Coolant system
- Adjustable ball bearing guides
- 4 speeds (85-130-180-235 FPM)

\$1469.


5 PC. ACCESSORY BONUS PACKAGE FREE

INCLUDED WITH THE PURCHASE OF A PDM-30 MILLING DRILLING MACHINE Includes angle drill press vise, drill chuck with key, drill chuck arbor, carbide tipped face mill and face mill arbor

\$343.85

MILLING DRILLING MACHINE with SAFETY GUARD & LIMIT SWITCH PDM-30

- 16 1/2" swing
- 1 1/4" Drilling capacity
- 3" Face mill capacity
- 5" stroke
- Spindle taper R8
- 12 speeds (150-2500 RPM)

\$2399.

OPTIONAL

TABLE POWERFEED ATTACHMENT PFM-32

For # PDM-30

\$599.

MILLING DRILLING MACHINE STAND SS-45

Heavy-duty steel construction

\$299.99

5.5 PEAK HP 24 GALLON AIR COMPRESSOR KC-3124V2

- 150 PSI max pressure
- 7.6 CFM @ 40 PSI
- 6.0 CFM @ 90 PSI

2 cylinder cast iron single stage oil lubricated pump

WOW \$725.


29 PC. TITANIUM DRILL BIT SET KDB-29T

29 (1/16"-1/2" x 1/64")

\$29.99

12" BENCH VARIABLE SPEED DRILL PRESSES KC-12HS-VS

- Powerful 1/2 HP, 5 Amp.
- Variable speeds (580 - 3200 RPM)
- Comes with 5/8" drill chuck, chuck key, onboard chuck key storage and adjustment hex. keys

Digital Readout

Mechanical variable speed system

NEW
\$419.99

Digital Readout

Mechanical variable speed system

NEW

15" FLOOR VARIABLE SPEED DRILL PRESSES KC-15HS-VS

- Powerful 3/4 HP, 8.6 Amp. motor
- 4" stroke capacity allows drilling workpieces up to 4" thick
- Variable speeds 2 (280 - 1100 / 900-3300) RPM
- Comes with 5/8" drill chuck, chuck key, onboard chuck key storage and adjustment hex. keys

\$629.99

16" X 20" COMBO LATHE/MILL KC-1620CLM

- Two powerful 3/4 HP 110V motors
- Lathe chuck and drill chuck safety guards with limit switch protection and standard tool post safety guard
- Comes with 5" - 3 jaw chuck, imperial & metric change gears, quick change tool post with 1/2" capacity, steady rest, follow rest, thread chasing dial indicator, MT#3 & MT#4 dead centres, 1/2" drill chuck and tool box with adjusting tools

\$2999.


OPTIONAL STAND SS-1620CLM

(41-3/8" x 19-1/4" x 30-1/2")

\$399.

Model	Length	Width	Blade Material	TPI	Thickness	Price
KBB-712-10	93"	3/4"	H.S.S.	10	.032"	\$19.99
KBB-712-14	93"	3/4"	H.S.S.	14	.032"	\$19.99
KBB-712-18	93"	3/4"	H.S.S.	18	.032"	\$19.99
KBB-712-BM-610	93"	3/4"	Bi-Metal	6-10	.032"	\$64.99
KBB-712-BM-1014	93"	3/4"	Bi-Metal	10-14	.032"	\$64.99

PREMIUM HYBRID POLYMER GARDEN HOSES

- K-5058GH 5/8" x 50 ft. **\$39.99**
- K-10058GH 5/8" x 100 ft. **\$69.99**

 150 PSI (Working) / 450 PSI (Burst)
Extreme All-Weather Flexibility Kink resistant

ARCTIC FLEX



Model	Length	Width	Blade Material	TPI	Thickness	Price
K-2514H	25'x1/4"					\$19.99
K-2538H	25'x3/8"					\$26.99
K-5014H	50'x1/4"					\$29.99
K-5038H	50'x3/8"					\$39.99
K-10014H	100'x1/4"					\$49.99
K-10038H	100'x3/8"					\$59.99

RETRACTABLE AIR HOSE REEL WITH HYBRID POLYMER AIR HOSE

- K-5038FRL 50 ft. x 3/8" **\$99.99**
- All-Weather Flexibility (-40°C to 65°C)
- Comes with wall mounting hardware

MANUAL AIR HOSE REEL WITH HYBRID POLYMER AIR HOSE

- K-10014FRL 100 ft. x 1/4" **\$99.99**
- All-Weather Flexibility (-40°C to 65°C)
- 360° swivel base

OPTIONAL

 KM-124 Elevating block with 7/16" T-slots (7-7/8" x 5-7/8" x 5") **\$159.**

5 PC. CUTTER HOLDER SETS KM-046

 3/8" Shank Fits: KC-0712ML, KC-1022ML, KC-1620CLM • H.S.S. cutters • Kit comes in a wooden box **\$59.**

WET-DRY VACUUMS

HEPA CARTRIDGE FILTER

HEPA (high-efficiency particulate air) filters are designed to capture all particles that are 0.3 microns or smaller.

KVAC-1145
FITS: 8520LP,
8530LPN,
8531LP-B,
8540LST

\$35.

KVAC-1150
Fits: 8560LST

\$35.

- 8530LPN
- Powerful 9 Amp., 4 Peak HP motor
 - 8 US Gallon (30L) corrosion resistant plastic tank
 - Convenient 12 ft. power cord
 - Comes complete with 6 ft. x 1-1/4" hose, 2 pc. plastic extension wand, 30L dust bag, cartridge filter, foam filter, reusable filter, 10" floor sweep and crevice tool

Tank water drain

\$85.99

- 8540LST
- Powerful 10 Amp, 5 Peak HP motor
 - 10 US Gallon (40L) corrosion resistant stainless steel tank
 - Convenient 12 ft. power cord
 - Comes complete with 6 ft. x 1-1/4" hose, 2 pc. extension wand, 40L dust bag, cartridge filter, foam filter, reusable filter, 10" floor sweep and crevice tool

shop-vac
#906-72

KVAC-1132
FITS: 8530LP, 8531LP-B,
8530LPN, 8540LST

\$19.99



Tank water drain

\$149.99

- 8560LST
- Powerful 10.5 Amp., 6.5 Peak HP motor
 - 16 US Gallon (60L) corrosion resistant stainless steel tank
 - Convenient 18 ft. power cord
 - Comes complete with 8 ft. x 2-1/2" flex hose, 2 pc. 2-1/2" extension wand, contoured handle with air control, cartridge filter, foam filter, 14" floor sweep with squeegee insert, gulper tool, crevice tool and hanging accessory storage bag



\$259.99

AIR TOOL KIT 71 PC.

8171
Comes with 1/2" Impact, Wrench, 3/8" Ratchet Wrench, Air Hammer and 1/4" Die Grinder

\$139.99



SPRAY GUN KITS

8180 8182 8185



\$29.99 \$39.99 \$49.99

8190 HVL 8195



\$59.99 \$79.99

5.5 PEAK HP 20 GALLON AIR COMPRESSOR

- KC-2051H2
- 150 PSI max pressure
 - 7.6 CFM @ 40 PSI
 - 6.0 CFM @ 90 PSI

2 cylinder cast iron single stage oil lubricated pump



ASME safety valve

WOW \$625.



AIR COMPRESSORS & ACCESSORIES

TIRE INFLATION GUN WITH PRESSURE GAUGE
K-1630 **\$19.99**



COMPRESSOR OIL BOTTLE
KW-077 **\$7.99**



HIGH OUTPUT 7.5 PEAK HP 80 GALLON AIR COMPRESSOR

- KC-7180V3-MS
- 200 PSI max pressure
 - 43 CFM @ 40 PSI
 - 28 CFM @ 175 PSI

NEW & IMPROVED

High Performance Air Compressor with high output of 28 CFM @ 175 PSI

STATIONARY 6.5 PEAK HP 60 GALLON AIR COMPRESSOR

- KC-6160V3
- 150 PSI max pressure
 - 13.4 CFM @ 40 PSI
 - 11.2 CFM @ 90 PSI

2 cylinder cast iron single stage oil lubricated pump

Thermally protected US Motor® 6.5 peak HP motor



ASME safety valve

\$869.

HIGH OUTPUT 6.5 PEAK HP 60 GALLON AIR COMPRESSOR

- KC-5160V3
- 150 PSI max pressure
 - 22.6 CFM @ 40 PSI
 - 18.5 CFM @ 100 PSI

3 cylinder cast iron single stage oil lubricated pump



ASME safety valve

\$1399.



Comes with magnetic starter

\$3379.

RECIRCULATING PARTS WASHERS

CLEANING BRUSH FOR
PARTS WASHERS
KM-059

\$19.99



5 GALLON

KPW-205

- Safety lever has fusible link
- Durable pump included

\$74.99

20 GALLON

KPW-220

- Safety lever has fusible link
- Durable pump included

\$179.99

40 GALLON

KPW-240

- Safety lever has fusible link
- Durable pump included

\$239.99

INSPECTION CAMERA WITH LCD MONITOR

KC-9050

Kit includes:

- Camera handle, 9mm dia. x 39" flexible camera probe
- 2.4" diagonal TFT-LCD color monitor,
- Kit comes with 3 accessory tools (45° mirror, magnetic pick-up, pick-up hook) and 4 AA batteries

\$99.99

WIRELESS INSPECTION CAMERA WITH RECORDABLE LCD MONITOR

KC-9200

Kit includes:

- Camera handle, 39" x 9mm camera probe, 39" x 10mm camera probe extension, 3.5" TFT-LCD wireless color monitor, monitor Li-ion charger, 3 accessory tools (45° mirror, magnetic pick-up, pick-up hook), USB and Video cables, 4GB SD

DIGITAL
ZOOM
3X

\$199.99


HYDRAULIC SHOP PRESSES WITH GRID GUARD

- Great for straightening, pressing, bending or stamping
- Used to install or remove gears, bushings or bearings
- Adjustable bed height with support rods
- Comes with 2 pressure plates

**Optional
9 PC. PUNCH
& DIE KIT
KM-045**

\$99.

10 TON



\$319.99

KHP-10T-GGN

20 TON



\$489.99

KHP-20T-GGN

SANDBLAST CABINETS WITH LED LIGHT

- LED light for improved visibility
- Gun comes with 4 different sized ceramic nozzles for different usages
- 2 rubber gauntlet gloves mounted in front
- Dual large access doors allow user to sandblast longer pieces of metal (KSB-350-LED only)
- Comes with 5 replacement adhesive window protectors

LED light for improved visibility



KSB-110N-LED

\$179.99

KSB-350-LED

\$599.

2 TON FOLDING SHOP CRANE



KFC-2TC

- 8 ton hydraulic ram features top-of-stroke and safety overload bypass system for maximum pump protection.
- Compact design with retractable boom and foldable legs Fold-up leg with safety pins extend to 68 1/2"

\$319.99

ALL WEATHER HEAVY-DUTY (-40°C to 60°C)

SINGLE-TAP EXTENSION CORDS

Model	Length	AWG	Color	\$
K-2512-1T-YE	25'	12/3	YELLOW	27.99
K-2512-1T-RD	25'	12/3	RED	27.99
K-2512-1T-OR	25'	12/3	ORANGE	27.99

- 15A 125V, 1675W For indoor and outdoor use
- Ultra flexible / High visibility colors / Lighted ends

K-5012-1T-YE	50'	12/3	YELLOW	49.99
K-5012-1T-RD	50'	12/3	RED	49.99
K-5012-1T-OR	50'	12/3	ORANGE	49.99
K-5012-1T-GN	50'	12/3	GREEN	49.99

2' TRIPLE-TAP EXTENSION CORD

K-212-3T-RD	2'	12/3	RED	9.99
-------------	----	------	-----	------

VARIABLE SPEED HAND-HELD BLOWER/VACUUM

8317

- 116 CFM, max air speed 195 km/h (121 mph)



\$28.99

ADHESIVE WINDOW PROTECTORS

KM-097

Fits: KSB-110N-LED

5 PC. KIT

\$19.99

KM-098

Fits: KSB-350-LED

5 PC. KIT

\$19.99

REPLACEMENT CERAMIC NOZZLES

KM-036

Fits: KSB-110N-LED & KSB-350-LED

4 PC. KIT

\$19.99

PRESSURE ABRASIVE SANDBLASTERS

- Safety pressure relief valve
- Loading abrasive is made simple using the concave funnel top of the tank
- 1/2" (I.D.) x 8 ft abrasive feed hose
- Includes media gun, 4 interchangeable nozzles (2, 2.5, 3 & 3.5mm), water separator filter, protective blast hood and teflon tape



10 GALLON

KSB-10

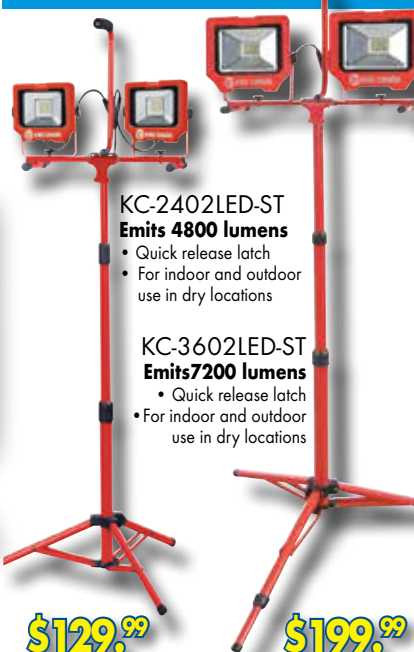
\$219.99

20 GALLON

KSB-20

\$269.99

LED WORK LIGHTS



KC-2402LED-ST
Emits 4800 lumens

- Quick release latch
- For indoor and outdoor use in dry locations

\$129.99

KC-3602LED-ST
Emits 7200 lumens

- Quick release latch
- For indoor and outdoor use in dry locations

\$199.99

KC-1201LED

10W Work light emits 1200 lumens

\$29.99

KC-2401LED

20W work light emits 2400 lumens

\$49.99

KC-3601LED

30W work light emits 3600 lumens

\$84.99

CORDLESS LED WORK LIGHTS

KC-750LED-B

750 Lumen LED Worklight

\$19.99

COMES WITH MAGNETIC BASE & 4 PANASONIC AA BATTERIES

KC-2202LED-C

20W Work Light Emits 2200 lumens

\$69.99

Comes with magnetic base

KC-1202LED-C

10W Work light emits 1200 lumens

\$49.99

CORDLESS

3

2 HP METAL DUST COLLECTOR

KC-7300C

- Powerful 2 HP, 220V motor
- 2 Step activation safety switch with line voltage interruption in case of power failure
- Ideal for collection of metal chips and abrasive dust produced by metal sanders, grinders, cold cut saws, deburring and chamfering machines
- Large metal chips collection drawer is easy to access and clean
- 6" inlet with Y-inlet adaptor with two 3" dust inlets allowing up to connect up to two metalworking machines
- Comes with large paper filter and iron activated carbon filter

\$1399.



FIREPROOF 3" METAL DUST COLLECTION HOSES KIT

KM-102

Kits Includes: 2 - 8ft.
(2.5M) 130°
Fireproof hoses
4 - Wire hose
clamps (3")

\$69.99



DIGITAL FRACTIONAL CALIPER

KM-106

- Converts to inches (decimal and fractional) and metric readings
- Waterproof to IP54 standards
- Two 3V Lithium batteries included



\$29.99

MAGNETIC SWITCHES



**Comes with twist
lock emergency
stop button**

Comes with
padlock and
2 spare keys

\$99.99 Est.

KMAG-110-811	110V (8-11 Amp.)
KMAG-110-1114	110V (11-14 Amp.)
KMAG-110-1417	110V (14-17 Amp.)
KMAG-220-811	220V (8-11 Amp.)
KMAG-220-1114	220V (11-14 Amp.)
KMAG-220-1417	220V (14-17 Amp.)
KMAG-220-1721	220V (17-21 Amp.)

3" X 79" METAL BELT SANDER

KC-379MS

- Sanding belt rotates on 7-1/2" vented drive wheel and solid rubber rear wheel for maximum tracking and sanding control
- Head pivots up or down on base for easy and safe work heights
- Horizontal working height of 36"



Hinged top cover
for access to entire
length of belt for
larger pieces



3" x 79" PURE ZIRCONIA SANDING BELTS

Model	Belt Size	Grit	Unit	Price
SB-379-60	3"x79"	60	1	\$19.99
SB-379-80	3"x79"	80	1	\$19.99
SB-379-120	3"x79"	120	1	\$19.99



2 HP
(220V)

\$999.

**Comes with Canadian
made 80
Grit pure
zirconia
sanding
belt**



10" WET/DRY SHARPENER KIT

KC-4900S

- Heavy-duty 1.6 Amp. motor quietly rotates at 115 RPM for maximum precision during sharpening
- Comes with angle guide honing compound and a square edge jig for sharpening a variety of blades and wood chisels



OPTIONAL
4 pc. Accessory Kit
KM-130

(Short knife jig, long knife jig, scissors jig & axe jig)

\$59.99

\$199.99

BENCH GRINDERS

8" LOW SPEED BENCH GRINDER WITH LIGHT

KC-895LS

Powerful 1/2 HP,
1,750 RPM motor

\$129.99



BENCH GRINDER STAND

SS-150

- Made of cast iron with coolant reservoir
- 32 3/4" high

KC-690

- 3.5 Amp. motor
- 3500 RPM

\$64.99



KC-890

- 7 Amp. motor
- 3450 RPM

\$109.99

KC-1090

- 14 Amp. motor
- 1720 RPM

\$299.99



12" HEAVY-DUTY BENCH GRINDER WITH FLOOR STAND

KC-1295

- Robust cast-iron wheel guards and dust vents with 2-1/2" T-fitting adaptor for dust collection
- Comes complete with floor stand, built-in cast-iron quench tray, 36 Grit and 60 Grit 12" x 2" grinding



1.5 HP
Direct Drive
Motor
(220V)

\$1299.



METAL FORMING MACHINES

16 GAUGE BOX AND PAN BRAKE

KC-BP4816

- Bending length 48 1/2"
- Capacity 16 Gauge
- Weight 380 lbs

\$1249.

NEW HEAVIER DUTY MODEL

52" FOOT SHEAR

KC-F5216

- Cutting length 52"
- Capacity 16 Gauge
- Weight 1080 lbs

\$2399.

COMBINATION ROTARY MACHINE

KC-RM22

- Cutting capacity (mild steel): 22 Gauge
- Distance between shaft centers: 2"
- Depth of throat to frame: 7"
- Includes 6 dies for hooking (2), burring, wiring, ogee beads and crimping

\$699.

ARBOR PRESS

KAP-3

- Precision cut steel rams and pinions for accurate operation
- Capacity: 3 Ton
- Diameter of work: 12 1/2"
- Capacity over table: 12"

\$369.

SHEAR, BRAKE AND ROLL



3 IN 1

METAL FORMING MACHINES

KC-1220

- Max. length 12"
- Maximum thickness 20 Gauge
- Weight 95 lbs

\$525.

KC-3020

- Max. length 30"
- Maximum thickness 20 Gauge
- Weight 300 lbs

\$949.

KC-4020

- Max. length 40"
- Maximum thickness 20 Gauge
- Weight 387 lbs

\$1399.

12" HAND SHEAR

KC-HS12

- Level arm with compensating spring
- Easy cutting across the entire length
- Rigid cutter body

\$219.99

4 TON HAND NOTCHER

KC-N616

- Heavy cast-iron construction
- 16 Gauge notching capacity (mild steel)
- 18 Gauge piercing capacity (mild steel)
- Maximum notch (6" X 6" x 90°)
- Weight 165 lbs

\$699.

FLOOR MODEL BOX AND PAN BRAKE

KC-BP4812

- Bending length 48"
- Capacity 12 Gauge
- Weight 1140 lbs

\$3999.

SLIP ROLLS

KC-S5016

- Max. length 50"
- Capacity 16 Gauge
- Weight 540 lbs

\$1599.

KC-S3622

- Max. length 36"
- Capacity 22 Gauge
- Weight 176 lbs

\$699.

KC-S2422

- Max. length 24"
- Capacity 22 Gauge
- Weight 81 lbs

\$579.

18 PC. COLLET SETS

Includes straight shank, 15 collets, wrench and plastic case.

KCS-4015

- Straight shank taper ISO 40
- Draw Bar 5/8" WII

KCS-R8-15

- Straight shank taper R8
- Draw Bar 7/16" NF 20

\$379.99 ea.

DIVIDING PLATES FOR ROTARY TABLE

KC-DPRT-6

Size 6"

KC-DPRT-8 **\$129.99** ea.

Size 8"

HORIZONTAL & VERTICAL ROTARY TABLES

KC-HVRT-6

Size 6"

KC-HVRT-8 **\$599.**

Size 8"

K-TYPE SWIVEL BASE MILLING VISES

3"- **\$99.** 4"- **\$159.** 6"- **\$199.** 8"- **\$299.**

TAILSTOCK FOR ROTARY TABLE

KC-TRT-6

Fits: KC-HVRT-6, KC-HVRT-8

\$129.99

12" SLOW SPEED COLD CUT SAW

KC-315CS

- 4.5 HP motor
- Low 52 RPM blade speed is ideal for cutting ferrous metals
- Mitering head pivots to the right or left with positive stops at 45° and 90°

Blade not included

OPTIONAL
12" COLD CUT
SAW BLADE
KM-1200
(Made in Italy)

\$299.



\$2799.

KING INDUSTRIAL

MILLING DRILLING MACHINES

MINI MILLING DRILLING MACHINE

KC-15VS

- Powerful 3/4 HP single phase DC motor
- Variable speed gear drive
- Spindle depth fine feed control with micro downfeed dial
- Adjustable depth stop
- Rubber chip guards on ways
- Chuck guard
- Emergency stop button
- Comes with 1/2" chuck, chuck key, R8JT#33 chuck arbor, chuck guard, 2 T-slot nuts, oil bottle, adjustment wrenches and hex. keys

\$999.99

VERTICAL TURRET MILLING MACHINE


1050VS

- 5 HP Motor • ISO-40 Spindle taper
- Size of table 10" x 50" • Table travel 36"
- Saddle travel 16 1/2" • Knee travel 16"
- Quill travel 5" • 2 speed variable speed drive (70-500, 600-4200 RPM)
- Max. distance spindle to table 18"
- Distance spindle to column 24"
- Quill power feed (.0015"-.003"-.006")
- Ram movement 24"

TURRET HEAD SWIVELS 360°

INCLUDED

TABLE POWERFEED ATTACHMENT
(550 LBS TORQUE)
LONGITUDINAL



\$13999.

5.2 Amp. (600V)

MILLING DRILLING MACHINE WITH DIGITAL READOUT, SAFETY GUARD & LIMIT SWITCH

KC-20VS-2

- 1 HP Motor
- 13" Max. distance spindle nose to table
- 13" swing
- R8 Spindle taper
- 2" Spindle stroke
- Speeds 2150-1125 / 100-2250 RPM
- 7 1/16" x 27 1/2" Table dimensions
- 1/2" Size of T-Slot on table
- Comes with 1/2" chuck, chuck key, R8 chuck arbor, safety guard, 2 T-bolts, oil bottle, adjustment wrenches, hex. keys and tool box

OPTIONAL MILLING DRILLING MACHINE STAND

SS-20VS

Heavy-duty steel construction

\$299.99

\$2199.

FAGOR DIGITAL READOUT SYSTEMS

20i-M-1836 **\$1899.**

(Fits 1050VS)
2 AXIS with
18" x 36"
scales

30i-M-183616 **\$2599.**

(Fits 1050VS)
3 AXIS with
18" x 36" x 16"
scales

GEARHEAD MILLING DRILLING MACHINE WITH SAFETY GUARD & LIMIT SWITCH

KC-45

- 1.5 HP Motor
- Forward & Reversing Switch
- 20 7/16" Swing
- 5" Stroke
- 6 speeds (60-1500 RPM)
- 9 1/2" X 32 1/4" Table
- 1 1/4" Drill capacity
- 4" Face mill capacity
- Spindle taper R8

\$5199.

OPTIONAL

TABLE POWERFEED ATTACHMENT

PFM-32

For # KC-45

\$599.

OPTIONAL MILLING DRILLING MACHINE STAND

SS-45

\$299.99

Heavy-duty steel construction



FAGOR DIGITAL READOUT SYSTEM



20i-T-840
(Fits KC-1440ML-6
& KC-1440ML-2)

20i-T-1040
(Fits KC-1640ML)

**2 AXIS with
8" x 40" scales**
\$2099.

**2 AXIS with
10" x 40" scales**
\$2399.

LIVE CENTERS



KLC-2M
TAPER SHANK - MT#2

KLC-3M
TAPER SHANK - MT#3

**Very
Accurate**

\$59.99

\$79.99

7 PC. CARBIDE CUTTER HOLDER SETS

- 1/4" Carbide Steel 2 position Cutter Tips (5pcs.)
- Carbide Steel Inserts (2pcs.)

INCLUDED
Screwdriver and
3 adjustment keys



KM-047
3/8" Shank

KM-057
5/8" Shank

\$189.

\$199.

Fits Models:
KC-0712ML, KC-1022ML

Fits Models:
KC-1236ML, 14440ML-6
KC-1640GH, KC-1640ML
KC-1660GH

TAPER ATTACHMENT



**Taper Attachment must be
ordered together with Lathe**

These Taper Attachments are designed
to fit our 12" x 36", 14" x 40" & 16" x 40"
Metal Lathes models
KC-1236ML, KC-1440ML-6 & KC-1640ML

7 PC. QUICK CHANGE TOOL POST KITS



KQCT-0012
Fits most lathes up
to 0 to 12" swing

\$279.99

KQCT-1015
Fits most lathes between
10" to 15" swing

\$329.99

KQCT-1318
Fits most lathes between
13" to 18" swing

\$449.99

METAL LATHES & ACCESSORIES

**KING
INDUSTRIAL**

7" X 12"


**5.5 Amp
(110V)**

VARIABLE SPEED MINI METAL LATHE

KC-0712ML

- 3/4" spindle bore
- Variable speeds 2 (0-1100, 0-2500 RPM)
- Comes complete with quick change gear box, face plate, steady rest, replacement gears, 4-way tool post, MT#2 dead center, threading dial indicator, 4"-3 jaw chuck, emergency stop button, chuck key and hex. keys

\$999.99



10" X 22"

**12 Amp
(110V)**

BELT DRIVE METAL LATHE

KC-1022ML

- 1" spindle bore
- Spindle speeds 6 (150-2400) RPM
- Comes complete with 5"-3 jaw chuck, 6-1/2"-4 jaw chuck, replacement gears, 4 way tool post, steady rest, follow rest, 8" face plate, thread chasing dial indicator, MT#3 dead center, full length splash guard, tool box, chuck key and hex. keys

\$2999.

**OPTIONAL
CABINET
STAND
SS-1022**



\$299.



12" X 36"

**1.5 HP
(220V)**

GEARHEAD METAL LATHE

- 1 1/2" spindle bore
- Spindle speeds 9 (60-1500) RPM
- 40(4-112 T.P.I.) 30(.2 - 4.5mm) thread cutting
- Comes complete with 6"-3 jaw chuck, 8"-4 jaw chuck, imperial and metric gears, quick change tool post, steady rest, follow rest, 10" DI-4 camlock face plate, thread chasing dial indicator, MT#3 dead center, MT#3 arbor taper, 1/2" drill chuck, full length splash guard, tool box, chuck keys and hex. keys

KC-1236ML/SS-1236

\$5349.

WITH TAPER ATTACHMENT

KC-1236ML/KM-053/SS-1236

\$5899.



**BONUS
CABINET STAND
INCLUDED**

14" X 40"

**2 HP
(240V)**

GEARHEAD METAL LATHE

- Spindle speeds 8(70-2000 RPM)
- 34(4-56 T.P.I.) 26(.4 - 7mm) thread cutting
- Comes complete with 6"-3 jaw chuck, 8"-4 jaw chuck, replacement gears, quick change tool post, steady rest, follow rest, 12" DI-4 camlock face plate, coolant system, full length splash guard, thread chasing dial indicator, 2 MT#3 dead centers, JT#5-MT#3 sleeve, chip tray, tool box, halogen lamp, chuck keys, hex. keys, and cabinet stand with foot brake

KC-1440ML-2

\$7499.

WITH TAPER ATTACHMENT

KC-1440ML-2/KM-054

\$7999.



**CABINET STAND WITH
FOOT BRAKE INCLUDED**

16" X 40"

**4 HP
(600V)**

HIGH PRECISION "TOOL ROOM" METAL LATHE

- Spindle speeds 16(45-1800 RPM)
- 2" spindle bore diameter
- 45(2-72 T.P.I.) thread cutting
- Comes complete with 8"-3 jaw chuck with inside & outside jaws, 12"-4 jaw chuck, quick change tool post and two 3/4" tool holders, steady and follow rests with roller guides, 14" (DI-6) camlock face plate, MT #4 standard dead centre, MT #4 carbide tipped dead centre, MT #4 to MT #6 spindle sleeve adapter, halogen light, coolant system, full length splash guard, manual micrometer carriage stop, tool box and wrenches


KC-1640ML

\$13999.

WITH TAPER ATTACHMENT

KC-1640ML/KM-055

\$14599.



**CABINET STAND WITH
FOOT BRAKE INCLUDED**

5" x 6"

METAL CUTTING BANDSAW

KC-129C

- 3 speeds (80-120-200 FPM)
- Comes with wheels for portability

8 Amp
(110V)



\$549.

H.S.S. & BI-METAL BLADES							
Model	Length	Width	Blade Material	TPI	Thickness	Price	
KBB-115-10	64 1/2"	1/2"	H.S.S.	10	.025"	\$14.99	
KBB-115-14	64 1/2"	1/2"	H.S.S.	14	.025"	\$14.99	
KBB-115-18	64 1/2"	1/2"	H.S.S.	18	.025"	\$14.99	
KBB-115-24	64 1/2"	1/2"	H.S.S.	24	.025"	\$14.99	
KBB-115-BM-10	64 1/2"	1/2"	Bi-Metal	10	.025"	\$35.99	
KBB-115-BM-14	64 1/2"	1/2"	Bi-Metal	14	.025"	\$35.99	
KBB-115-BM-18	64 1/2"	1/2"	Bi-Metal	18	.025"	\$35.99	

5" x 6"

DUAL SWIVEL METAL CUTTING BANDSAW

KC-129DS

- Head swivels 0° - 45° to the right and 0° - 60° to the left
- Adjustable hydraulic downfeed control
- Automatic shut-off switch
- Adjustable ball bearing guides
- Portable design for easy movement

8 Amp
(110V)



ADJUSTABLE HYDRAULIC CYLINDER

\$869.

10" x 18"

METAL CUTTING BANDSAW

KC-227-2 (220V)

KC-227-6 (600V)

- 4 speeds (114, 196, 288, 377 FPM)
- Carbide ball bearing blade guide
- Centralized control panel and automatic shut-off
- Adjustable hydraulic downfeed control
- To ensure reliable accurate cuts, both adjustable control arms can be positioned as close to the cut as possible
- Coolant system with regulator valves provide an even flow of coolant to the blade

11.5 Amp @ 220V
2.6 Amp @ 600V

H.S.S. BLADES

Model	Length	Width	TPI	Thickness	Price
KBB-225-10	122"	1"	10	.032"	\$35.99
KBB-225-14	122"	1"	14	.032"	\$35.99

PRECISION PRESSURE GAUGE INDICATES THE BLADE TENSION



PATENTED TRU-LOCK quick locking vise system. Fully adjustable jaws for 0° to 45° angled cuts

Exclusive 24 Volt control panel

\$4999.

10" x 18"

VARIABLE SPEED SWIVEL METAL CUTTING BANDSAW

KC-228S-V-2 (220V)

KC-228S-V-6 (600V)

- Variable Speeds (73-312 FPM)
- Carbide ball bearing blade guides
- Adjustable hydraulic downfeed control
- Swivel base from 0° to 45°
- Coolant system with regulator valves provide an even flow of coolant to the blade

11.5 Amp @ 220V
2.6 Amp @ 600V

H.S.S. BLADES

Model	Length	Width	TPI	Thickness	Price
KBB-225-BM-610	122"	1"	6-10	.032"	\$99.99
KBB-225-BM-812	122"	1"	8-12	.032"	\$99.99



PATENTED TRU-LOCK quick locking vise system. Fully adjustable jaws for 0° to 45° angled cuts

Exclusive 24 Volt control panel

\$6599.

7" x 12"

PATENTED GEAR DRIVE SYSTEM...

is the ONLY one in the Canadian market which allows the user to change speeds without stopping the machine.



PATENTED
TRU-LOCK
quick
locking
vise
system

\$1999.

14 Amp.
(110V)

METAL CUTTING BANDSAW WITH GEAR DRIVE

KC-712GH-5

- Returning coolant system
- 3 (110-230-340 FPM)
- Automatic shut-off
- Adjustable ball bearing guides

7" x 12"

6 Amp.
(220V)



PATENTED
TRU-LOCK
quick
locking
vise
system

\$2999.

DUAL SWIVEL METAL CUTTING BANDSAW

KC-712DS

- Returning coolant system
- 4 speeds (98-164-246-328 FPM)
- Automatic shut-off
- Adjustable ball bearing guides

9" x 18"

METAL CUTTING SWIVEL BANDSAW

KC-918S-V

- Returning coolant system
- Speeds (80-250 FPM)
- Carbide ball bearing blade guides with rollers
- Centralized control panel and automatic shut-off
- Adjustable hydraulic downfeed control
- Precision blade tension adjustment
- Head swivels 0° to 45° in one direction
- Quick-positioning vise with fully adjustable jaws for 0° to 45° angles



VARIABLE
SPEED

8 Amp.
(220V)

H.S.S. & BI-METAL BLADES ("SKIP TOOTH")						
Model	Length	Width	Blade Material	TPI	Thickness	Price
KBB-918-10	131 3/4"	1"	H.S.S.	10	.032"	\$35.99
KBB-918-14	131 3/4"	1"	H.S.S.	14	.032"	\$35.99
KBB-918-BM-610	131 3/4"	1"	Bi-Metal	6-10	.032"	\$99.99
KBB-918-BM-812	131 3/4"	1"	Bi-Metal	8-12	.032"	\$99.99

\$6899.

17"

VARIABLE SPEED METAL/WOOD CUTTING BANDSAW

KC-1700WM-VS

- Variable speeds (wood): 540-3600 SFPM
- Variable speeds (metal): 100-650 SFPM
- Voltage (input power): 220V, 1 phase, 60 Hz
- Comes with a 1/2" x 6 TPI wood cutting blade, 1/2" x 10 TPI metal cutting blade, laser guide, work lamp, miter gauge and a precision "TRU-RIP" aluminum rip fence with resaw guide



23 1/2" x 17"
cast iron table
Tilts 5° to the left
& 45° to the right

2 HP
(8 Amp. @ 220V)

\$3899.

18"

METAL CUTTING BANDSAW

KC-450

- Variable speed
- Handwheel controls speed
- Speed changes while the machine is in operation
- Comes complete with 4-way tilting table, and work light



2- 4" Dust
chutes for
dust collector
hook-up

7.5 Amp.
(220V)

\$4999.

PORTABLE & GASOLINE GENERATORS & ACCESSORIES

5100W GASOLINE GENERATOR WITH WHEEL KIT

KCG-5100G

- **Powerful 8 HP**, 4 stroke air cooled OHV engine
- AVR system and electronic ignition
- Low oil shut-off with indicator light protects the engine
- Duplex outlet: 120V/20 Amp. AC
- Twist lock outlet: 120V/240V/30 Amp. AC
- AC double throw circuit breaker and resets
- CSA & EPA approved



wow \$439.99

6500W GASOLINE GENERATOR WITH ELECTRIC START

KCG-6502GE

- **Powerful 10 HP**, 4 stroke air cooled motor
- AVR system and electronic ignition
- Low oil shut-off with indicator light protects the engine
- Duplex outlet: 120V/20 Amp. AC
- Twist lock outlet: 120V/240V/30 Amp. AC
- AC double throw circuit breaker and resets for safe operation
- CSA & EPA approved



wow \$629.99



10000W GASOLINE GENERATOR WITH ELECTRIC START

KCG-10001GE

- **Powerful 15 HP**, 4 stroke air cooled motor
- AVR system and electronic ignition
- Low oil shut-off with indicator light protects the engine
- Two duplex outlets: 120V/20 Amp. AC
- Two twist lock outlets: 120V/30 Amp and 120V/240V/30 Amp AC
- Keyed electric start and easy start recoil starter
- AC double throw circuit breaker and resets for safe operation
- CSA & EPA approved



wow \$899.99



1800W GASOLINE GENERATOR

KCG-1501GX

- **Powerful 3 HP**, 4 stroke air cooled OHV engine
- Electronic ignition
- Low oil shut-off with indicator light protects the engine
- Duplex Outlet: 120V/11.6 Amp. AC output
- Terminals: 12V, 8 Amp. DC output
- AC and DC circuit breakers for safe operation
- Comes with DC cables and spark plug socket
- Easy start recoil starter
- CSA & EPA approved

\$339.99



12000W GASOLINE GENERATOR WITH ELECTRIC START

KCG-12000GE

- **Powerful 18 HP**, 4 stroke air cooled motor
- AVR system and electronic ignition
- Low oil shut-off with indicator light protects the engine
- Two duplex outlets: 120V/20 Amp. AC
- Twist lock outlet: 120V/240V/30 Amp. AC
- Outlet: 120V/240V/50 Amp. AC
- Keyed electric start and easy start recoil starter
- AC double throw circuit breaker and resets

\$999.99



12000W DUAL/FUEL GASOLINE/PROPANE GENERATOR WITH ELECTRIC START

KCG-12001GE-DF

- **Powerful 18 HP**, 4 stroke air cooled motor
- AVR system and electronic ignition
- Low oil shut-off with indicator light protects the engine
- Two duplex outlets: 120V/20 Amp. AC
- Twist lock outlet: 120V/240V/30 Amp. AC
- Outlet: 120V/240V/50 Amp. AC
- Keyed electric start and easy start recoil starter
- AC double throw circuit breaker and resets

\$1249.99



Propane Tank Not Included

Fuel Can Not Included

Comes with propane tank connection cable



GENERATOR EXTENSION CORDS

Converts a Nema L14-30P 240V 30 Amp Twist Lock plug into Nema 5-15/20R 120V 20A receptacles

K-L1430-10

Extension cord length: 10 feet
Gauge (AWG)/Cord: 12 (SJTW 4/C)



\$29.99

K-L1430R-25

Extension cord length: 25 feet
Gauge (AWG)/Cord: 10 (SJTW 4/C)



\$79.99

K-L1430-25-4T

Extension cord length: 25 feet
Gauge (AWG)/Cord: 10 (SJTW 4/C)



\$79.99

K-L1430-25EXT

Extension cord length: 25 feet
Gauge (AWG)/Cord: 10 (SJTW 4/C)



\$79.99

50 AMP. GENERATOR ADAPTOR CORD

K-1450P-2

Cord length: 1.5 feet
Gauge (AWG)/Cord: 10 (SJTW 4/C)



\$59.99

GENERATOR HOME CONNECTION KIT

K-X7500

Outdoor to indoor receptacle kit

Comes with 6 outlet power panel, generator power inlet box, 1/2" rigid PVC conduit, 1-1/2" spade bit, 1/2" PVC sleeve connector, 2 insulating gaskets and mounting hardware

\$99.99



Optional

K-X2P

Parallel Cable Kit for connectivity between two inverters

\$99.99



4000W GASOLINE DIGITAL INVERTER GENERATOR

KCG-4000i

- Sine wave digital inverter generator provides stable current to power voltage-sensitive electronics
- DC USB port: 5V/2.1 Amp.
- DC cigarette lighter socket: 12V/8 Amp. DC output
- AC duplex outlet: 120V/20 Amp. AC output
- AC twist lock outlet: 120V/30 Amp. AC output



Powerful 7.5 HP, 4 stroke air cooled OHV engine

\$1149.99



Remote control start



Comes with USB port



Nema L5-30P
Nema TT-30R

PORTABLE VARIABLE SPEED METAL CUTTING BANDSAW

KC-8377

- Variable speed dial for 0-420 SFPM
- Cutting capacity of 5" x 5"
- Blade tension lever for quick adjustments
- Comes with standard 44-7/8" x 1/2" x 0.025" 14 TPI metal cutting blade



Optional

Miter Stand turns this Bandsaw into a Cut-off Saw
SS-8377



\$79.99

\$199.99

H.S.S. BLADES					
Model	Length	Width	TPI	Thickness	Price
KBB-8376-BM-1014	44 7/8"	1 1/2"	10-14	.020"	\$19.99
KBB-8376-BM-1418	44 7/8"	1 1/2"	14-18	.020"	\$19.99

14" CUT-OFF SAW

8342LN

- Large trigger switch in handle for safe and easy use
- Standard 14" abrasive wheel for cutting ferrous metal
- Spark deflector for safe operation
- Heavy-duty steel base with foot pads minimizes vibration
- Quick release vise for holding workpiece, which allow cuts up to a 45° angle
- Large handle facilitates transport
- Onboard abrasive wheel wrench storage

Powerful 15 Amp motor



\$159.99

AC

PALLET TRUCKS

KC-2145N-NYL

(21" X 45")

Nylon wheels

\$399.99

3 position control handle

Max. raised height of forks 7 1/2"

Min. height of forks 2.95"

QUICK RELEASE FOOT PEDAL

KC-2748N-NYL

(27" X 48")

Nylon wheels

\$399.99

KC-2748NP

(27" X 48")

Poly wheels

\$399.99

QUICK RELEASE FOOT PEDAL

5500 LBS CAPACITY

15,000W V-TWIN GASOLINE GENERATOR WITH ELECTRIC START

KCG-15000GE

- AVR system and electronic ignition
- Two duplex outlets: 120V/20 Amp. AC
- Twist lock outlet: 120V/30 Amp. AC
- Outlet: 120V/240V/50 Amp. AC
- AC double throw circuit breaker and resets
- Terminals: 12V/8.3 Amp. DC with DC reset
- CSA & EPA approved

Powerful 20 HP, V-Twin horizontal shaft 4 stroke air cooled OHV engine

AUTO-IDLE DOWN FUNCTION



\$2299.99

ELECTRIC START BATTERY INCLUDED

3000 PSI GASOLINE HIGH PRESSURE WASHER

KPW-3001FM

- 3000 PSI, 2.3 GPM maximum water flow
- Thermal relief valve on pump to protect against overheating
- 25' high pressure hose and inlet hose quick connect coupling
- Comes with 10" pneumatic wheels for portability and 4 quick connect nozzles (0°, 15°, 25°, 40° and detergent)

7 HP




\$439.99

GASOLINE WATER PUMPS

- 105' (KCG-2WPG) or 92' (KCG-3WPG) total head lift (total height at sea level, to which water can be raised above original water level)

Powerful 7 HP, 4 stroke air cooled OHV engine

2" NPT inlet and outlet



KCG-2WPG

\$299.99

Standard accessories

- Oil sensor shuts off engine when oil level is low
- Comes with 3 wire clamps, 2 hose adapters, 2 rubber gaskets, strainer basket and strainer basket adapter

Powerful 7 HP, 4 stroke air cooled OHV engine

3" NPT inlet and outlet



KCG-3WPG

\$349.99

Standard accessories

WATER PUMP HOSE KITS

Each hose kit comes with a type A threaded camlock adaptor

CLEAR PVC REINFORCED SUCTION HOSES

FLAT PVC DISCHARGE HOSES



\$99.99
KW-252
2" X 25 ft

\$169.99
KW-253
3" X 25 ft

\$74.99
KW-502
2" X 50 ft

\$99.99
KW-503
3" X 50 ft

GASOLINE ENGINES

- Ideal for compressors, generators, pressure washers, go-karts and log splitters
- Counterclockwise drive shaft direction

KCG-65

Powerful 6.5 HP, 4 stroke air cooled OHV engines

\$189.99



KCG-130

Powerful 13 HP, 4 stroke air cooled OHV engines

\$379.99



MILLING DRILLING MACHINES & ACCESSORIES

17" LONG STROKE DRILL PRESS with SAFETY GUARD



LONG STROKE

- KC-119FC-LS**
- 12.5 Amp. motor
 - 12 speeds
 - Spindle taper MT #3 (255-2750 RPM)
 - 16 15/16" swing
 - 6" stroke

\$1049.

HEAD TILTS 90° TO THE LEFT AND 30° TO THE RIGHT



17" DRILL PRESS



- KC-118FC**
- 12.5 Amp. motor
 - 16 speeds (240-3400 RPM)
 - 17" swing
 - 3 1/4" stroke
 - 5/8" chuck

\$659.

17" DRILL PRESS with SAFETY GUARD & LIMIT SWITCH



- KC-118FC-LS**
- 12.5 Amp. motor
 - 16 speeds (240-3400 RPM)
 - 17" swing
 - 3 1/4" stroke
 - 5/8" chuck

\$759.

22" DRILL PRESS



- KC-122FC**
- 12.5 Amp. motor
 - 1 1/4" capacity
 - Spindle taper MT #4 (180-4200 RPM)
 - 4 3/4" stroke
 - 3/4" chuck

\$1099.

22" DRILL PRESS with SAFETY GUARD & LIMIT SWITCH




- KC-122FC-LS**
- 12.5 Amp. motor
 - 1 1/4" capacity
 - Spindle taper MT #4 (180-4200 RPM)
 - 4 3/4" stroke
 - 3/4" chuck

\$1199.


15" VARIABLE SPEED INDUSTRIAL DRILL PRESS



Variable speed handwheel with digital readout



Safety guard with limit switch protection



Long 6" stroke

- KC-30HS-VS**
- Powerful 1 HP motor
 - E-stop 2 step activation safety switch with line voltage interruption in case of power failure
 - Variable speeds: 400-5,000RPM
 - Comes with 5/8" drill chuck, chuck key and adjustment hex. keys

\$2399.

21" GEARHEAD DRILLING MACHINE WITH SAFETY GUARD & LIMIT SWITCH

- KC-40HS (220V)**
KC-40HS-6 (600V)
- 1.5 HP Motor
 - Forward & Reversing Switch
 - 1 1/4" Drilling Capacity
 - 20 7/16" Swing
 - Spindle Taper MT#3
 - 6 Speeds (60-1500 RPM)
 - Face Mill Capacity 4"
 - End Mill capacity 3/4"

\$4599.

FREE ANGLE VISE

21" GEARHEAD DRILLING/MILLING MACHINE WITH SAFETY GUARD & LIMIT SWITCH

- KC-40HC (220V)**
KC-40HC-6 (600V)
- 1.5 HP Motor
 - Forward & Reversing Switch
 - 1 1/4" Drilling Capacity
 - 20 7/16" Swing
 - Spindle Taper R-8
 - 6 Speeds (60-1500 RPM)
 - Face Mill Capacity 4"
 - End Mill capacity 3/4"
 - Working surface of table 23"x 7 1/2"

\$5199.

FREE ANGLE VISE

28" GEARHEAD DRILLING MACHINE WITH SAFETY GUARD & LIMIT SWITCH

- KC-50**
- 2 HP motor
 - 27 1/2" swing
 - 7" stroke
 - Speeds (60-870 / 120-1740)
 - 1 1/2" capacity
 - Spindle taper MT#4
 - 5/8" Chuck & key included

\$5499.

POWER DOWNFEED & TAPPING



RECIRCULATING COOLANT SYSTEM




RADIAL DRILLING MACHINE WITH SAFETY GUARD

- KC-35/SS-35**
- 1.5 HP Motor
 - 21 1/4" Max. distance spindle nose to table
 - 38 1/2" swing
 - MT #3 Spindle taper
 - Speeds 5(340-3000 R.P.M.)
 - 5 1/4" Spindle stroke
 - 4 1/2" Column diameter
 - 21 5/8" x 19 5/8" Table dimensions
 - 14" Head travel
 - 5/8" Size of T-Slot on table
 - Complete with forward reverse switch, 1/2" chuck with key, safety guard and stand

\$4199.

HEAD SWIVELS 180°



DRILL PRESS VISE



- 3"- KPV-3 **\$15.99**
- 4"- KPV-4 **\$19.99**
- 5"- KPV-5 **\$29.99**
- 6"- KPV-6 **\$39.99**

52 PC. CLAMPING KITS



- KCL-5212 **\$89.99** Fits 1/2" table slots
- KCL-52 **\$89.99** Fits 5/8" table slots

CROSS SLIDE VISES

- Extremely versatile
- Makes lateral or longitudinal adjustments simple
- 4" - KCV-4N **\$59.99**
- 5" - KCV-5N **\$79.99**
- 6" - KCV-6N **\$99.99**

KEYLESS DRILL CHUCKS

- KDC-12X 1/2"JT#33 **\$69.99**
- KDC-58X 5/8"JT#3 **\$79.99**
- KDC-34X 3/4"JT#4 **\$119.99**

COMPOUND SLIDE TABLE

- KCT-618 6" X 18 1/2" 1/2" T-slots **\$219.99**

20 PC. TITANIUM COATED END MILL SET

- KM-120 TITANIUM NITRIDE COATED HIGH SPEED STEEL **\$169.99**
- 2 & 4 Flute (10pcs. each)
- Imperial, Single End